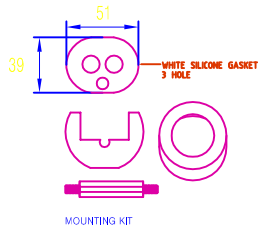
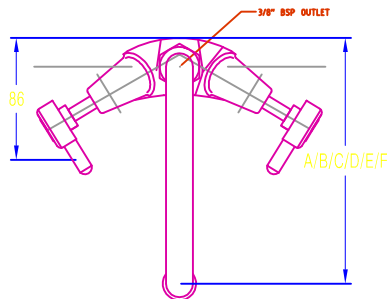
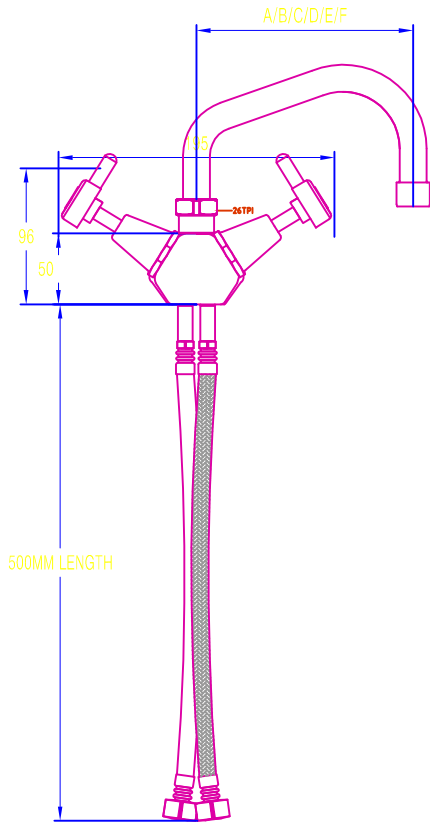




PRODUCT NAME:
'GLOBAL Q' Series - 1/4 TURNS
 DUAL HOB MOUNT TAP w/- STANDARD SWIVEL SPOUT

'Australian Designed & Made'



REF	MODEL	Pl. No.	LENGTH IN MM
A	6" MODEL	GQ03S3006	179mm
B	8" MODEL	GQ03S3008	227mm
C	10" MODEL	GQ03S3010	276mm
D	12" MODEL	GQ03S3012	326mm
E	14" MODEL	GQ03S3014	376mm

PART NUMBER:
 GQ03S3006 + OTHERS (see chart below left)

DESCRIPTION:
 C.P. DUAL HOB TAP BODY w/- STANDARD SWIVEL SPOUT - 1/4 TURN RAPID RISING SPINDLE w/- "HYDROSEAL" JUMPER VALVES & SINGLE PIN HANDLES

TECHNICAL INFORMATION:
 - IDEAL WORKING PRESSURE 65 - 100 PSI
 - MAXIMUM PRESSURE = 200 PSI STATIC (in short periods)
 - WORKING TEMPERATURE 5 C - 65 C
 - SHIPPING WEIGHT 1.2KGS (approx)
 - THREADED MECHANICAL JOINTS

SUPPLIED WITH:

- S/S BRAIDED INLET HOSE (500MM LONG)
- C.P. STANDARD SWIVEL SPOUT - size of your choice- (see chart below left for Sizes and Part Number)

FEATURES:

TAP BODY:

- Chrome Plated 'DZR' Brass DUAL HOB TAP BODY
- 'DZR' Brass INTERNAL WORKINGS
- SINGLE PIN LEVER HANDLES
- S/S BRAIDED INLET HOSE (500MM LONG)
- "HydrOseal" brand JUMPER VALVES
- 1/4 TURN RAPID RISING SPINDLE (not ceramic disc's)
- S/S or 'DR' Brass END FITTINGS ON INLET HOSE

WELS

- 3 STAR, 9 lpm

WATERMARK & WELS:

Global Tapware Pty Ltd is a Watermarked, level 1, Company. All relevant products & components are WELS registered.

Special Notice:

- 1 - We reserve the right to make changes to products and drawings without notice.
- 2 - All drawings & Documents are subject to copyright ©.
- 3 - Seek written consent by us to reprint / use for other than specification work.

'GLOBAL Q' Series PT NO. GQ03S3006 + OTHERS
 Quarter Turn DUAL HOB TAP + 6" STANDARD SPOUT