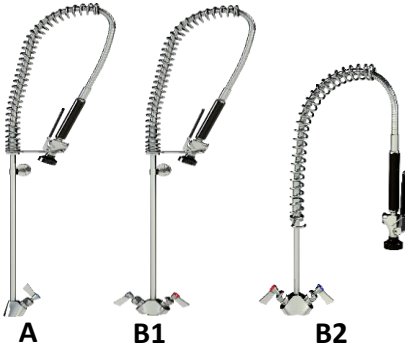


# 'GLOBAL FISHER' Pre-Rinse

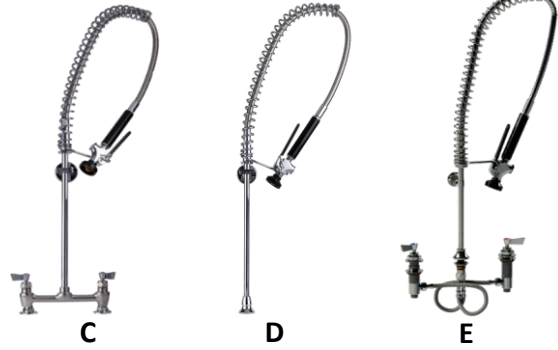
Our 'Standard' Fisher PR = Mix of S/S & Chrome Components. / Our "S/S" Fisher PR = Full 304 Stainless Steel components

Other 'Midi' deck tap versions available upon requests

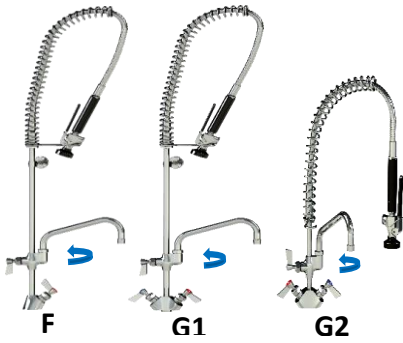
## TALL DECK MODELS



## Midi & Cafe DECK MODELS



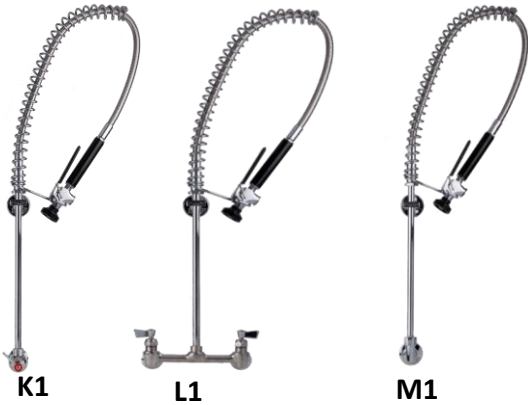
## TALL DECK MODELS w/- Pot Filler



## Midi & Cafe DECK MODELS



## TALL WALL MODELS



'Midi' Wall Versions available upon requests

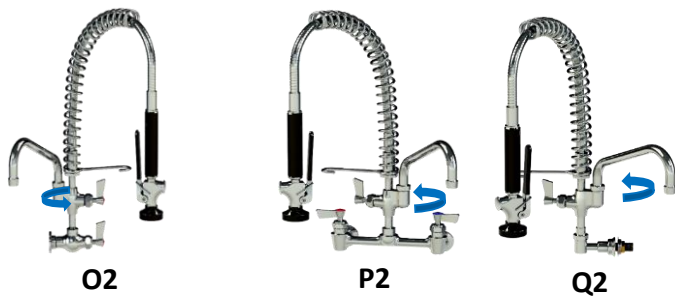
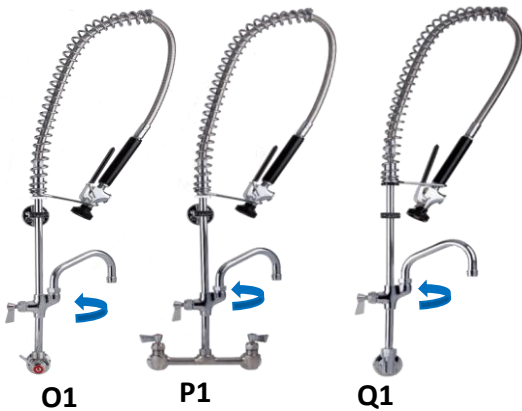
## Cafe WALL



## TALL WALL MODELS w/- Pot Filler

'Midi' Wall Versions available upon requests

## Cafe WALL



Global Tapware Pty Ltd

W: [www.globaltapware.com.au](http://www.globaltapware.com.au) E: [sales.info@globaltapware.com](mailto:sales.info@globaltapware.com)

P: +61 7 3855 2355 P: 1300 85 25 15 F: +61 7 3112 1916

## 'GLOBAL FISHER' Pre-Rinse

**STANDARD** Lines - Approx. 900mm High made from mix of S/S & Chrome Parts (65-35%)

PHOTO i.d.	Pt. No.	RRP \$ (excl. GST)	WELS	Spout Size	Hole Size / Spacing	Details
---------------	---------	--------------------	------	------------	---------------------	---------

**HOB / DECK Taps - Standard**

Tall	<b>A</b>	GF022100	\$ 818.49	6	n/a	25mm Hole	900mm High
Tall	<b>B1</b>	GF032100	\$ 996.47	6	n/a	32mm Hole	900mm High
Midi	<b>B2</b>	GF032100-M	\$ 989.26				750mm High
Café	<b>B3</b>	GF032100-C	\$ 965.46				600mm High
Tall	<b>C</b>	GF042100	\$ 996.47	6	n/a	25mm Hole	900mm High
	<b>D</b>	GF062100	\$ 708.04	6	n/a	25mm Hole	900mm High
	<b>E</b>	GF072100	\$ 996.47	6	n/a	32mm / 110 -180	900mm High

**HOB / DECK Taps -Standard + Pot Filler**

NOTE- Other Spouts available 8,10,14". Prices are the same no matter the length Per tap Type

Tall	<b>F</b>	GF022506 GF022512	\$ 996.60	3 / 6	6" 12"	25mm Hole	900mm High
Tall	<b>G1</b>	GF032512	\$ 1,130.51	3 / 6	12"	32mm Hole	900mm High
Midi	<b>G2</b>	GF032512-M	\$ 1,123.03				750mm High
Café	<b>G3</b>	GF032506-C	\$ 1,088.43				6"
Tall	<b>H</b>	GF042506 GF042512	\$ 1,130.51	3 / 6	6" 12"	25mm Hole	900mm High
Tall	<b>I</b>	GF062506 GF062512	\$ 880.97	3 / 6	6" 12"	25mm Hole	900mm High
Tall	<b>J</b>	GF072506 GF072512	\$ 1,399.99	3 / 6	6" 12"	25 & 32mm / 110 -180	900mm High

**WALL Taps - Standard**

Tall	<b>K1</b>	GF112100	\$ 839.09	6	n/a	25mm Hole	900mm High
Café	<b>K2</b>	GF112100-C	\$ 808.08				
Tall	<b>L1</b>	GF152100	\$ 996.47	6	n/a	25mm / 197 - 210	900mm High
Café	<b>L2</b>	GF152100-C	\$ 965.57				
Tall	<b>M1</b>	GF162100	\$ 793.64	6	n/a	25mm Hole	900mm High
Café	<b>M2</b>	GF162100-C	\$ 764.74				

**WALL Taps -Standard + Pot Filler**

NOTE- Other Spouts available 8,10,14". Prices are the same no matter the length Per tap Type

Tall	<b>O1</b>	GF112512	\$ 1,017.07	3 / 6	12" 6"	25mm Hole	900mm High
Café	<b>O2</b>	GF112506-C	\$ 986.31				
Tall	<b>P1</b>	GF152512	\$ 1,130.57	3 / 6	12" 6"	25mm / 197 - 210	900mm High
Café	<b>P2</b>	GF152506-C	\$ 1,099.61				
Tall	<b>Q1</b>	GF162512	\$ 972.53	3 / 6	12" 6"	25mm Hole	900mm High
Café	<b>Q2</b>	GF162506-C	\$ 941.63				

**Full STAINLESS STEEL Models - codes ending with "-SS" are 100% 304 STAINLESS STEEL components**

HOB		NOTE- Other Spouts available 6,8,10,12,14,16". Prices are the same no matter the length Per tap Type					
Tall	<b>A</b>	GF022100-SS	\$ 880.29	6	n/a	25mm Hole	900mm High
	<b>F</b>	GF022512-SS	\$ 1,161.40	3 / 6	12" 14"	25mm Hole	900mm High
		GF022514-SS					
	<b>B1</b>	GF032100-SS	\$ 1,099.47	6	n/a	32mm Hole	900mm High
<b>G1</b>	GF032512-SS GF032514-SS	\$ 1,336.51	3 / 6	12" 14"	32mm Hole	900mm High	
Tall	<b>WALL</b>						
	<b>K1</b>	GF112100-SS	\$ 942.09	6	n/a	25mm Hole	900mm High
	<b>O1</b>	GF112512-SS	\$ 1,223.49	3 / 6	12"	25mm Hole	900mm High
	<b>L1</b>	GF152100-SS	\$ 1,099.47	6	n/a	25mm / 197 - 210	900mm High
	<b>P1</b>	GF152512-SS GF152514-SS	\$ 1,336.53	3 / 6	12" 14"	25mm / 197 - 210	900mm High

**NOTE**

'We can make the above SUS 304 S/S Pre Rinses to suit different heights or to suit your own special requirements'



Level 1



Combined Rating

6 Star 3.5 lpm Gun  
only3 Star 9lpm Spout  
Only

Global Tapware Pty Ltd

W: [www.globaltapware.com.au](http://www.globaltapware.com.au) E: [sales.info@globaltapware.com](mailto:sales.info@globaltapware.com)

P: +61 7 3855 2355 P: 1300 85 25 15 F: +61 7 3112 1916

# 'GLOBAL FISHER' Pre-Rinse

## Build Your Own Pre-Rinse

In this arrangement you can make your own pre-rinse set up that uses HANGING / SWIVEL or RETRACTABLE systems, or you can just order a SUB-ASSEMBLY on it's own.

The *First* part is to choose the TAP BODY, if you require it, then *Secondly* choose the SUB-ASSEMBLY that you require.  
Do the same for pricing and to make up the PART NUMBER - e.g - Dual Hob tap (GF03) + Wall Hook w/- Swivel Riser (2100-CSH) = GF032100-CSH

**Step 1:- Choose your S/S Tap Body**


HOB



B1



B2



B3




B4

WALL



B5



B6



B7

**Step 2A:- Choose your Sub Assembly - Standard**



**Step 2B:- Choose your Sub Assembly - W/- Pot Filler**



Wall Hook w/- Swivel Riser

SB1

Wall Brkt Hanging w- Swivel Quick Release Coupling

SB2

Hanging w- Hook on Riser & Swivel Arm

SB3

Line Retractor w/- Swivel Arm

SB4

Line Retractor - Wall Mount

SB5

Supermarket. w/- Side Tap

SB6

NOTE- Most Components in the Sub-Assembly are S/S with chrome plated Pot Filler and Gun

Global Tapware Pty Ltd

W: [www.globaltapware.com.au](http://www.globaltapware.com.au) E: [sales.info@globaltapware.com](mailto:sales.info@globaltapware.com)

P: +61 7 3855 2355 P: 1300 85 25 15 F: +61 7 3112 1916

## GLOBAL FISHER' Pre-Rinse

HOB	304 STAINLESS STEEL		RRP \$
	Item No.	Part Number	Exc. GST
	B1	GF02	\$ 303.85
	B2	GF03	\$ 491.95
	B3	GF04	\$ 564.32
	B4	GF06	\$ 125.15

WALL	304 STAINLESS STEEL		RRP \$
	Item No.	Part Number	Exc. GST
	B5	GF11	\$ 471.52
	B6	GF15	\$ 491.95
	B7	GF16	\$ 202.79

NOTE - Insert prefix "GF" on Pt No. if ordering on their own

Sub Assembly - Standard			
Item No.	Part Number	Std - Café	RRP \$
SA1	2100-CSH	Café	\$ 391.22
SA2	GTHWB-PR01	Stdd	\$ 663.99
SA3	2100-SAH	Stdd	\$ 504.52
SA4	2100-LR	Stdd	\$ 566.32
SA5	2100-LR	Stdd	\$ 391.23
SA6	2100-SM	Stdd	\$ 659.02
SA6-A	2100-CSM	Café	\$ 628.01

WELS	l.p.m.
6 STAR	3.5
6 STAR	3.5
6 STAR	3.5
6 STAR	3.5
6 STAR	3.5
6 STAR	3.5
6 STAR	3.5

NOTE - Insert prefix "GF" on Pt No. if ordering on their own

Sub Assembly + Pot Filler			
Item No.	Part Number	Spout Lgth	RRP \$
SB1-A	2512-SH	12"	\$ 638.56
SB1-B	2506-SH	6"	\$ 638.56
SB2-A	GTHWB-PR02	12"	\$ 946.01
SB2-B	GTHWB-PR03	6"	\$ 946.01
SB3-A	2512-SAH	12"	\$ 638.56
SB3-B	2506-SAH	6"	\$ 638.56
SB4-A	2512-LRWQ	12"	\$ 741.55
SB4-B	2506-LRWQ	6"	\$ 741.55
SB5-A	2512-LRW	12"	\$ 535.55
SB5-B	2506-LRW	6"	\$ 535.55
SB6-A	2512-SM	12"	\$ 896.06
SB6-B	2506-SM	6"	\$ 896.06

WELS	l.p.m.
3 / 6 STAR	9 / 3.5
3 / 6 STAR	9 / 3.5
3 / 6 STAR	9 / 3.5
3 / 6 STAR	9 / 3.5
3 / 6 STAR	9 / 3.5
3 / 6 STAR	9 / 3.5
3 / 6 STAR	9 / 3.5
3 / 6 STAR	9 / 3.5
3 / 6 STAR	9 / 3.5
3 / 6 STAR	9 / 3.5
3 / 6 STAR	9 / 3.5

Also supplied in other size Spouts. Replace last 2 digits with either 08 / 10



Level 1



Combined Rating  
Spout & Gun



6 Star 3.5 lpm  
Gun only



3 Star 9lpm  
Spout Only

Global Tapware Pty Ltd

W: [www.globaltapware.com.au](http://www.globaltapware.com.au) E: [sales.info@globaltapware.com](mailto:sales.info@globaltapware.com)

P: +61 7 3855 2355 P: 1300 85 25 15 F: +61 7 3112 1916