



PRODUCT NAME:
GLOBAL STAINLESS Series
S/S SINGLE WALL TAP with 3/8" OUTLET

PART NUMBER:
GS11

DESCRIPTION:
S/S SINGLE WALL TAP BODY - 3/8" OUTLET
WITH 360 DEGREE SWIVEL CHECK STEMS
JUMPER VALVES.

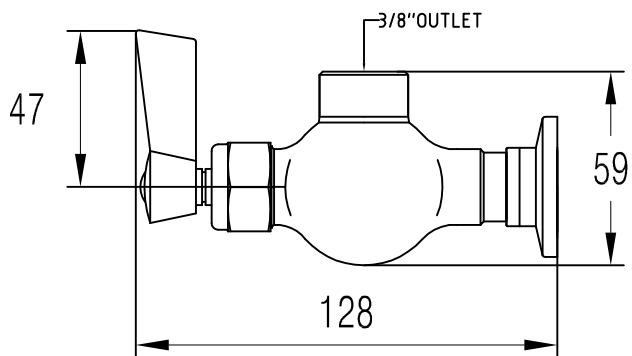


TECHNICAL INFORMATION:
- IDEAL WORKING PRESSURE:- 65 - 100 PSI
- MIN. EFFECTIVE PRESSURE :- 45 PSI
- MAXIMUM PRESSURE = 200 PSI STATIC (in short periods)
- WORKING TEMPERATURE:- 5 C - 65 C

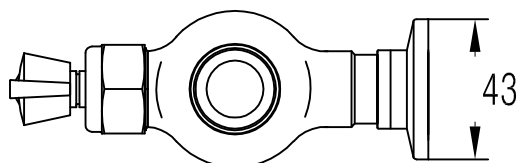
SUPPLIED WITH:
- S/S TAP BODY
- S/S SWIVEL SPOUT
- S/S 360 DEGREE SWIVEL CHECK STEMS JUMPER VALVES
- CP WALL COVER FLANGE

FEATURES:

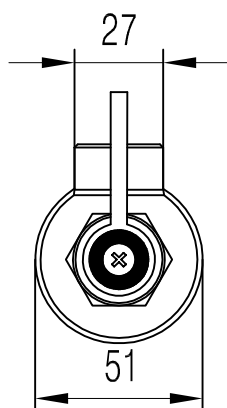
TAP BODY:
- S/S SINGLE WALL TAP BODY - 3/8" OUTLET
- S/S INTERNAL WORKINGS
- 360 DEGREE SWIVEL CHECK STEMS JUMPER VALVES.
- CP LEVER HANDLES
- 1/2" FEMALE INLET



PROFILE



PLAN VIEW



FRONT

WATERMARK & WELS:

Global Tapware Pty Ltd is a Watermarked, level 1, Company.
All relevant products & components are WELS registered.

Special Notice:

- 1 - We reserve the right to make changes to products and drawings without notice.
- 2 - All drawings & Documents are subject to copyright ©.
- 3 - Seek written consent by us to reprint / use for other than specification work

'GLOBAL STAINLESS' Series PT.NO. GS11
S/S SINGLE WALL TAP with 3/8" OUTLET