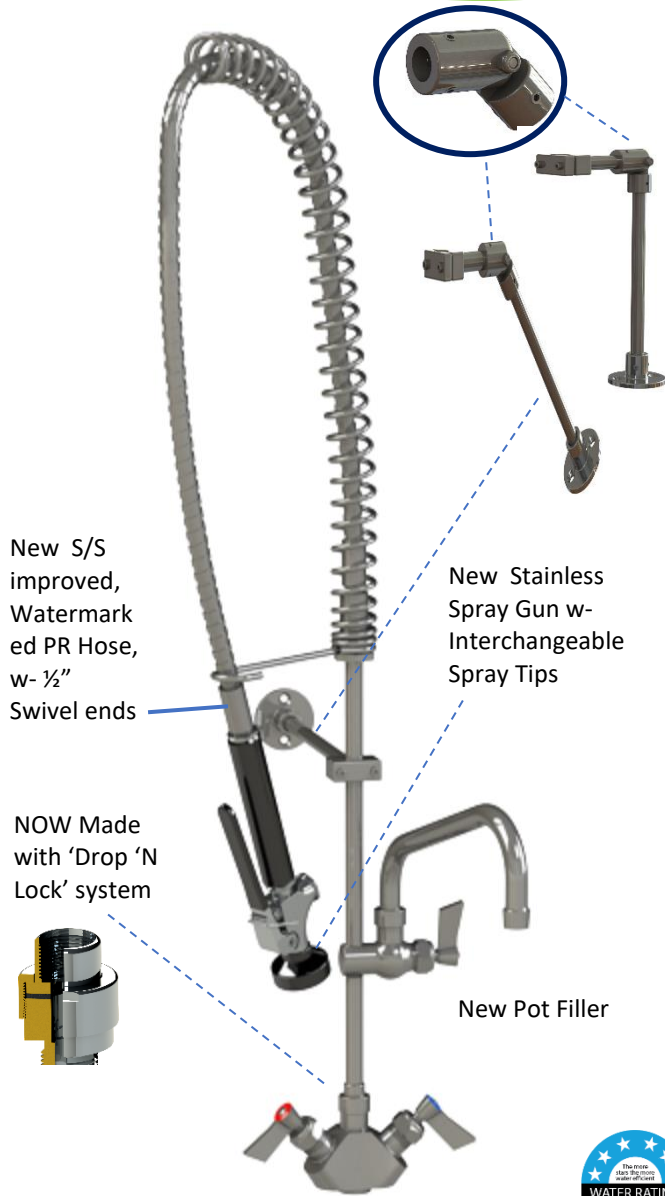


# 'Global Fisher™' S/S Standard Pre-Rinses

'TALL' 900mm (unhooked) – 950mm (hooked)

**Available Now**

**The KNUCKLE.** Allows Adjustable Wall Bracket Mounting System. Sold separately.



Product Code :- **GF032512** \*1 \*2

RRP \$ \_\_\_\_\_ + GST



**\*1 How To change product codes for other size Spouts**

– change last 2 digits, e.g. :- 06 = 6", 08 = 8", 10 = 10"  
 [Note – These come under other WELS Reg. No.s]

**\*2 More Products under the GF032512 Code :-**

- GF032512-M (Midi model - short 750)
- GF032512-C (Café model - short 650)
- GF032512-A (Adjustable Height)
- GF032512-SS (Made for RO Applications)
- GF032512-SM (Side Tap to connect Hose)
- GF032512-SH (Hanging Hose/ Gun to Swivel)

## Features:

- All Component made from quality polished 304 S/S.
- Squeeze Lever has Lock-On & Quick release shut off - (OH&S Feature)
- Hot & Cold Lever Handles.
- "Drop N Lock" easy Installation System.
- Pre-assembled & tested Sub-Assembly in our Brisbane factory.
- Triple Interchangeable Spray Tips- Flat Fan, Shower, Pulse.

## WARRANTY:

- 36 Months for Commercial use

## Technical:-

Australian Standards : **Watermarked Lic. 23008**

**WELS Reg. No. T14468**

**1<sup>st</sup> Outlet Spray Gun :**

WELS Rated : **6 Stars**  
 Flow Rate : **3.5 lpm**

**2<sup>nd</sup> Outlet Spout :**

WELS Rated : **3 Stars**  
 Flow Rate : **9 lpm**

Mounting Hole : **32 -35mm**

Material : **304 S/S**

Finish 1 : **Polished S/S**

Working Press. : **500kpa. (NPC)**

Max. Press. rate : **1500kpa.**

Operating Temp : **1 - 80<sup>o</sup> C.**

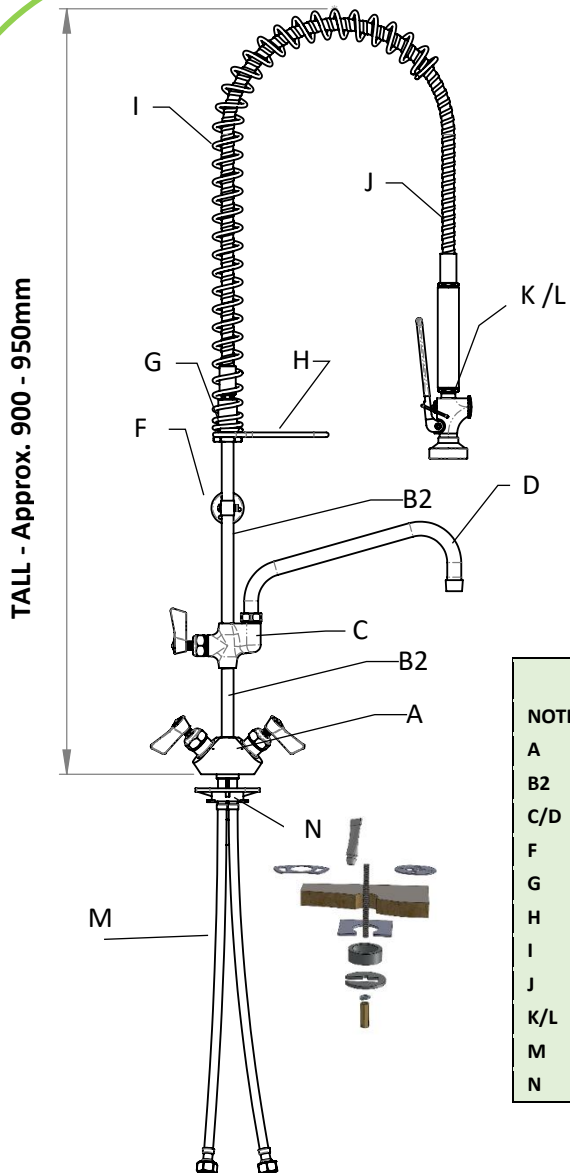
Global Tapware Pty Ltd

E – [sales.info@globaltapware.com](mailto:sales.info@globaltapware.com)

P – 07 38 55 2350

P – 1300 85 25 15

W- [GLOBALTAPWARE.COM.AU](http://GLOBALTAPWARE.COM.AU)



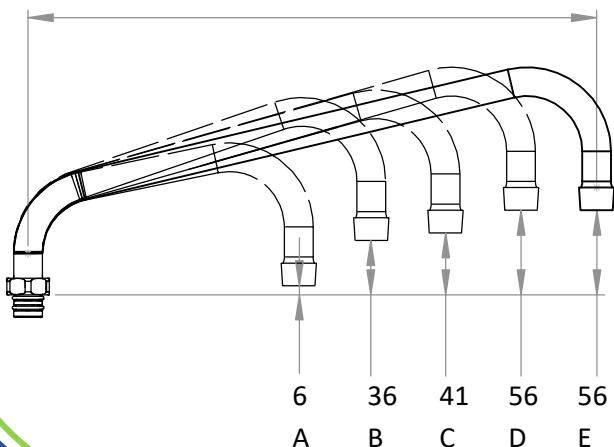
**Other Heights available:-**  
 Tall. - 950mm  
 Tall – Adjustable. 800-925mm  
 Midi. – 750mm  
 Midi – Adjustable. 650 -725mm  
 Café. - 650mm

*Talk to us about your Height Requirements / Restrictions.*

PARTS BREAKDOWN	
<b>NOTE</b>	Spare Parts & Repair Kits available for all Components
<b>A</b>	S/S Dual Hob Tap c/w Inlet Hose & Mounting kit
<b>B2</b>	S/S 4" & 10" RISERS
<b>C/D</b>	S/S ADD ON POT FILLER Spout – Standard Spout length is 12" + other sizes available
<b>F</b>	S/S WALL BRACKET
<b>G</b>	S/S RETAINER
<b>H</b>	S/S HOOK
<b>I</b>	S/S CP SPRING GUARD
<b>J</b>	S/S ARMOURFLEX HOSE 920 mm LONG
<b>K/L</b>	S/S SPRAY GUN & Handle (3.5lpm/WELS 6 Star)
<b>M</b>	Inlet Hose – S/S End Fitting, EPDM, Nylon Braid - colour coded -Red & Blue band
<b>N</b>	Dual Tap Mounting Kit

**Other Spouts Available as Spare Parts.**  
 All are WELS Registered No. T40512,  
 3 Star @ 9 lpm

REF	LENGTH Inch / mm	Height to Aerator	PT.NO. (all S/S)
A	6"/179mm	6mm	G3006S
B	8"/227mm	36mm	G3008S
C	10"/276mm	41mm	G3008S
<b>D</b>	<b>12"/326mm</b>	<b>56mm</b>	<b>G3012S</b>
E	14"/376mm	56mm	G3014S



**SPRAY GUN INTERCHANGABLE SPRAY TIPS**


**Spray Tip  
Supplied Fitted**

**Other Spray Tips  
supplied**

FLAT FAN



SHOWER



PULSE

