



# GLOBAL TAPWARE

CATALOGUE • 2023 .V103



Australian Made  
Products



HIGH QUALITY COMMERCIAL TAPWARE & PRODUCTS



AS3718  
**WaterMark**  
Certificate No: 23008  
Global Tapware Pty Ltd

**PHONE:** 1300 85 25 15

**PHONE:** 07 3855 2350

**EMAIL:** [sales.info@globaltapware.com](mailto:sales.info@globaltapware.com)

**WEB:** [www.globaltapware.com.au](http://www.globaltapware.com.au)

## DISTRIBUTION:

We do not sell direct to trade or end users, we distribute via Retail outlets in Plumbing & Catering via exclusive state Agents or via ourselves.

### QLD / NSW / TAS - Global Tapware Pty Ltd

Bldg. 5, U1, 29-31 Timms Rd, Everton Hills, Brisbane. Qld 4053

P: 07 3855 2350

P: 1300 85 25 15

E: [sales.info@globaltapware.com](mailto:sales.info@globaltapware.com)

**Qld Catering Agent:** Mark Minnis **M: 0428 384 774**

**NSW Catering Agent:** Paul Hambridge **M: 0478 208 282**

## STATE AGENTS:

(Our agents carry a select range of goods in their store to suit their market & on-sell)

### W.A. - All Controls Pty Ltd

Unit 7, 175 Campbell St (Cnr Robinson Rd), Belmont, Perth. W.A. 6104

P: 08 9277 4299

E: [sales@allcontrols.com.au](mailto:sales@allcontrols.com.au)

### S.A. / N.T. - Fusionweld Pty Ltd

3 - 5 Paul St, St. Marys, Adelaide. S.A. 5042

P: 08 8374 1482

E: [sales@fusionweld.net.au](mailto:sales@fusionweld.net.au)

### VIC - Interchange Sales & Marketing Pty Ltd

4 / 49 Corporate Boulevard, Bayswater, Melbourne. VIC. 3153

P: 03 9729 6411

E: [sales@interchangesales.com.au](mailto:sales@interchangesales.com.au)

## GENERAL INFO

This publication is for general use only, any pricing and information may change at any time. It would always be best to check prices with the office before placing orders. Due to the nature of importing components from the USA we are governed by the exchange rate & freight charges, as such we reserve the right to alter prices without notice. We do our best to only having one price change per year.

All prices are RRP based (excluding GST). We reserve the right to make changes to this 'Catalogue / Price List' without notice.

## WARRANTY

1 Global Fisher Pre-Rinses	36 Months	9 Global Scrap Catchers	12 Months
2 Global Stainless Taps	36 Months	10 Global Hose Reel & Gun	12 Months
3 Global RinseMaid Pre-Rinse	24 Months	11 Global Combi & Other Gun Kits	12 Months
4 Global EC - Easy Clean Taps	24 Months	12 Global Sinks, Basins, Bowls	12 Months
5 Global Q - Quarter Turn Taps	24 Months	13 Global Universal Kits	12 Months
6 Global Mixers	12 Months	14 Global Spare Parts	12 Months
7 Global Handzfree Taps	12 Months	15 Special Designs Taps & Hoses	6-12 Months
8 Global Handzfree Basins	12 Months	16 All Other	6-12 Months

### ALL CONSUMER RIGHTS ARE IMPLIED AND GOVERNED BY STATE / FEDERAL AUTHORITIES

#### WARRANTY

In the case of a genuine warranty we will carry out repair or replacement of the product by means of posting a part to the end user or a contractor to carry out repairs. We may decide to carry out the work ourselves. We will do our utmost best to have the work done within 2-5 days. However, when using a contractor, we cannot determine the time, we are governed by them.

#### WE WILL NOT GIVE WARRANTY ON THE FOLLOWING:

- 1 Improper Installation work by tradesman or others. Our determination is binding on this and we will not pass warranty unless it is proven beyond doubt that fault lies with the product. Including not installing Wall Brackets or mounting kit in the correct manner or flexible hoses as per the hose manufacturer's instructions.
- 2 Wear & Tear and abuse of the product by the end user or using the product outside of the design features of the product.
- 3 Where a third party has decided to install or use one of our products outside the design of said product. Unless we have been involved in the decision making we will not warrant or take back the product.
- 4 If a product has been used and resold as a second hand product.
- 5 **Coloured Taps** do not carry warranty for damage to or chipping, nor wearing of paint. Exception: for when it is noticed when first removing from the box it is packaged in. If that occurs DO NOT INSTALL and notify us immediately, otherwise a claim will not be recognized. Once it is installed, no warranty will be given to this product for this issue other than normal warranty conditions as per chrome tapware.
- 6 **Coloured Tapware** is designed for 'Front of House' (FOH) and as such No Warranty will be given in any form if the coloured taps are used in the 'Back of House' (BOH) operation unless specifically written permission is given by Global Tapware, but item 5 will still apply. However, all care still must be given always. If damage or fault is caused by rough handling no warranty will be given.

**L-L = Low Lead Complete Unit / L-LB = Low Lead Tap Body / SA = Sub Assembly**

#### LOW-LEAD :-

Naturally our Global Fisher & Global Stainless Range of Products fall under the 'Low-Lead' requirement that is soon to become a requirement on all Plumbing Products.

We have started the transition to Low-Lead on our other Tapware Ranges. Already we are making Low-Lead Tap bodies in our Global EC & Global Q ranges. This has resulted in our sudden price increase in these products.

Our Mixers and other brassware lines are yet to come online with 'Low-Lead', these will be fully compliant before the due date in 2025.

# INDEX

<b>PRE-RINSES</b>		<b>3</b>	<b>WASH-WARE</b>		<b>20</b>
<b>Global FISHER</b>	<b>CODE: GF</b>		<b>GLOBAL WASH-WARE</b>	<b>CODE: GW</b>	
HOB Mount	STANDARD Models	4	HOSE REELS	PLASTIC	21
WALL Mount	STANDARD Models	4	WASHDOWN GUNS		22
HOB Mount	POT FILLER Models	5	HOSE REELS	METAL - White Powder Coat	22
WALL Mount	POT FILLER Models	5	MISCELLANEOUS HOSES - BRACKETS - EXTENSIONS - HARNESS		23
WALL Mount	HANGING Models	6	RUBBER HOSES	RED & YELLOW	23
			COMBI KITS	Hanging or Pull Out & Gun with Bracket	24
<b>GLOBAL RINSE-MATE</b>	<b>CODE: GRM</b>		PAN ROOM KITS	GUNS & HOSES / Couplings & Plugs	25
HOB Mount	STANDARD -Model	7			
WALL Mount	STANDARD -Model	7			
HOB Mount	POT FILLER Models	8			
WALL Mount	POT FILLER Models	8			
<b>TAPWARE</b>		<b>9</b>	<b>MIXED GROUPS</b>		<b>26</b>
<b>GLOBAL STAINLESS</b>	<b>CODE: GS</b>		<b>GLOBAL SCRAP CATCHER™</b>	<b>CODE: GSC</b>	
HOB Tapware	STANDARD Spouts	10	WASTE CONTROL Valves & Parts		27
WALL Tapware	STANDARD Spouts	10	<b>GLOBAL HandZfree</b>	<b>CODE: GHF</b>	
	WOK / KETTLE FILLERS	11	S/S KNEE BASINS - CENTRE PANEL		28
	GOOSENECK Spouts	11	S/S FOOT / KNEE Valves		29
HOB Tapware BODIES w- Swivel Outlets only		11	<b>GLOBAL CATERING</b>	<b>CODE: GC</b>	
WALL Tapware BODIES w- Swivel Outlets only		12	STAINLESS STEEL GLASS / JUG FILLERS - PEDESTAL TYPE		30
			<b>GLOBAL iNOX</b>	<b>CODE: GI</b>	
<b>GLOBAL EC - Easy Clean</b>	<b>CODE: GEC</b>		S/S CLEANERS SINKS		31
HOB Taps	STANDARD Spouts	12	S/S BASINS		31
WALL Taps	STANDARD Spouts	13	S/S DRIP TRAYS		31
	WOK / KETTLE / POT Spouts	13	S/S BABY BATH		31
SPOUT	STANDARD	14	S/S LABORATORY BOWL		31
SPOUT	GOOSENECK	14			
HOB Tapware - SWIVEL Outlet only		14			
WALL Tapware					
<b>GLOBAL Q - QUARTER TURN</b>	<b>CODE: GQ</b>		<b>GLOBAL ACCESSORIES &amp; SPARE PARTS</b>		<b>32</b>
TAPWARE - 1 PIN HANDLES			<b>HOSES</b>		
Standard Spouts		15	UNIVERSAL HOSES		33
HOB Taps	STANDARD Spouts	15	PRE-RINSE HOSES - Watermarked		33
WALL Taps	STANDARD Spouts	15	Specially made Hoses		33
Gooseneck Spouts		16	PRE-RINSE HOSES - Original FISHER Mftg Co.		33
HOB Tap Bodies only	No Spouts	16			
WALL Taps Bodies only	No Spouts	16	<b>GUNS</b>		
			UNIVERSAL GUNS		34
TAPWARE - LEVER HANDLES			Spray Guns Complete		34
HOB Taps	STANDARD Spouts	17	Spray Guns Components		34
WALL Taps	STANDARD Spouts	17	Pot Filler Guns		34
Gooseneck Spouts		18	Glass Filler Guns		34
HOB Taps	No Spouts	18			
WALL Taps	No Spouts	18	<b>SPARE PARTS</b>		
			SPRAY GUN PARTS & COMPONENTS		34
<b>GLOBAL MixA</b>	<b>CODE: GM</b>		TAP BODY REPAIR KITS		35
HOB Mixer Taps		19	Pre-Rinse Sub-Assembly (Top part)		35
			SPOUTS		36
<b>GLOBAL HandZfree</b>	<b>CODE: GHF</b>		Autoflo Parts		36
HOB ELECTRONIC TAPWARE		19	TAP FIX-A-PLATE		36
			Hanging Bracket		36
			QUIK RELEASE COUPLINGS & PLUGS		37
			Adapters & Sockets		37
			3/4 WALL TAP REPAIR KITS & SPOUT - for Powersoaker Sink		37
			ENCORE Brand TAP REPAIR KITS		37
			3Monkeez Brand Chrome Tap REPAIR KITS		37



# GLOBAL TAPWARE

## PRE RINSES



### Global FISHER

HOB Mount	STANDARD Models	4
WALL Mount	STANDARD Models	4
HOB Mount	POT FILLER Models	5
WALL Mount	POT FILLER Models	5
WALL Mount	HANGING Models	6

### GLOBAL RINSE-MATE

HOB Mount	STANDARD -Model	7
WALL Mount	STANDARD -Model	7
HOB Mount	POT FILLER Models	8
WALL Mount	POT FILLER Models	8

# GLOBAL FISHER

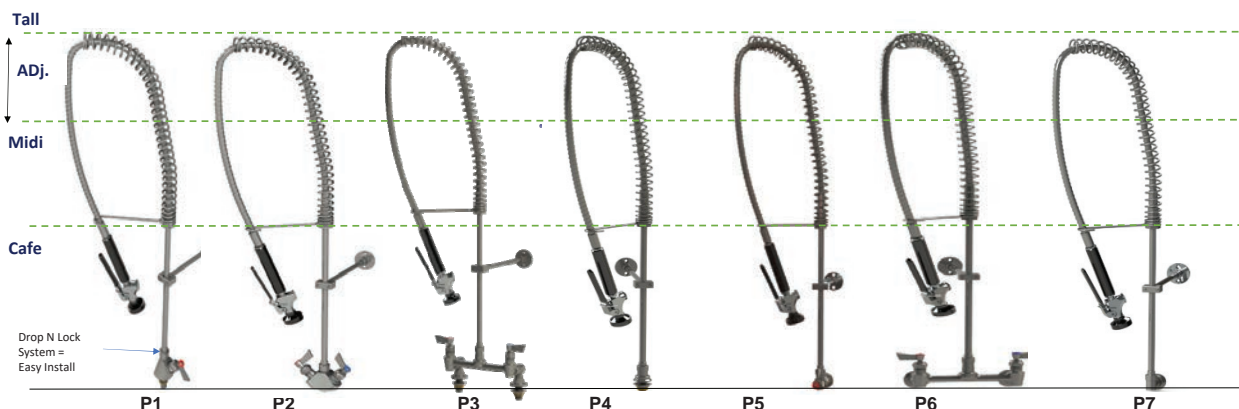
## Pre-Rinse Standard Models



### HOB/WALL MOUNT

- \* Environmentally a better tap - All metal components made from 304 Stainless Steel = 100% Recyclable
- \* American concept with Aussie improvements - on the Gun / Hose / Wall Bracket / Riser / Mounting
- \* Uses the 'Drop 'N lock' System, which makes installing QUICKER & EASIER. Install Tap body, then Upper Sub-Assembly
- \* Enviably QUALITY. Amazing reliability & long lasting performance, with Aussie wide service kits & spare parts.

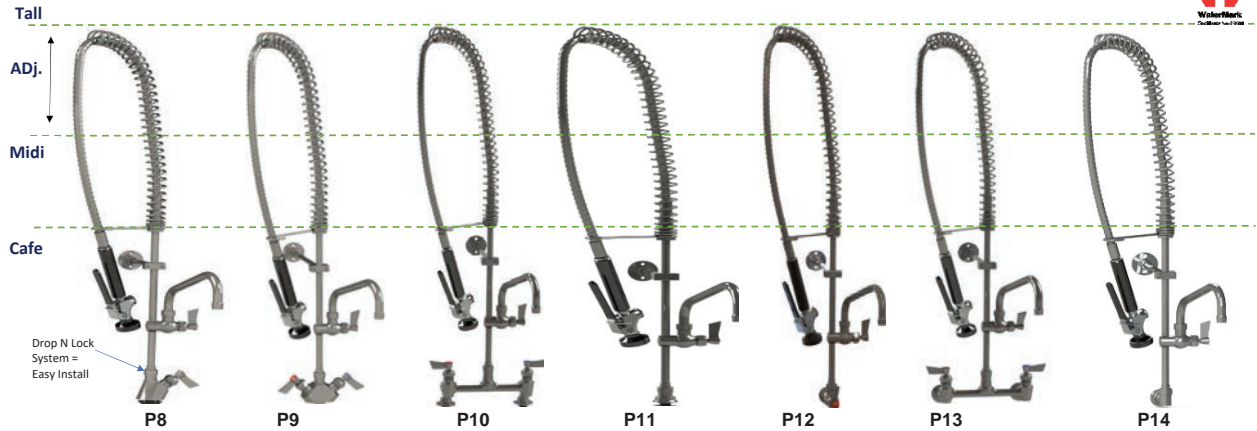
**\*NOTE: "RO / Food" units Spray Tip comes with a Low Aerosol, light spray pattern, making it very suitable for CSD requirements using RO Water & is ideal in FOOD preparation & cleaning causing no Bruising. This Tip is sold separately or with gun.**




item	WELS Lic. 0308	Model No. / Pt. No.	Type & Height	Description	RRP \$ (excl GST)
<b>Global FISHER Pre-Rinse HOB Mount STANDARD Models</b>					
P1	Reg. No. TM14473 6 Star / 3.5 lpm	GF022100	Tall - 90cm	Pre Rinse - <u>SINGLE Hob Tap</u> - Standard set up -	L-L All same Price
		GF022100-A	Adj - 90-75cm	* 25mm hole - 1/2" male inlet.	<b>\$1,085.50</b>
		GF022100-M	Midi - 75cm	* All Components are 304 S/S.	
		GF022100-C	Café - 60cm	* S/S Wall Bracket- incl.s 2 x S/S ods to allow for mistakes.	
GF022100-SS*	Tall- RO / Food*	Supplied with extra Soft Shower Spray Tip & wall bracket "Knuckle".	<b>\$1,182.00</b>		
P2	Reg. No. T14467 6 Star / 3.5 lpm	GF032100	Tall - 90cm	Pre Rinse - <u>DUAL Hob Tap</u> - Standard set up.	L-L All same Price
		GF032100-A	Adj - 90-75cm	* 32mm hole - 2 inlet hoses w- 1/2" female nuts.	<b>\$1,111.00</b>
		GF032100-M	Midi - 75cm	* All Components are 304 S/S.	
		GF032100-C	Café - 60cm	* S/S Wall Bracket- incl.s 2 x S/S Rods to allow for mistakes.	
GF032100-SS*	Tall- RO / Food*	Supplied with extra Soft Shower Spray Tip & wall bracket "Knuckle".	<b>\$1,208.00</b>		
P3	Reg. No. TM36001 6 Star / 3.5 lpm	GF042100	Tall - 90cm	Pre Rinse - <u>EXPOSED BREACH Hob Tap</u> - Standard set up -	L-L All same Price
		GF042100-A	Adj - 90-75cm	* 25mm hole x 2 - 1/2" male inlets. * Non-Adj. 203mm	<b>\$1,412.00</b>
		GF042100-M	Midi - 75cm	* All Components are 304 S/S.	
		GF042100-C	Café - 60cm	* S/S Wall Bracket- incl.s 2 x S/S Rods to allow for mistakes.	
GF042100-SS*	Tall- RO / Food*	Supplied with extra Soft Shower Spray Tip & wall bracket "Knuckle".	<b>\$1,517.50</b>		
P4	Reg. No. TM14473 6 Star / 3.5 lpm	GF062100	Tall - 90cm	Pre Rinse - <u>HOB Only - NO Tap</u> - Standard set up -	L-L All same Price
		GF062100-A	Adj - 90-75cm	* 25mm hole - 1/2" male inlet.	<b>\$727.00</b>
		GF062100-M	Midi - 75cm	* All Components are 304 S/S.	
		GF062100-C	Café - 60cm	* S/S Wall Bracket- incl.s 2 x S/S Rods to allow for mistakes.	
GF062100-SS*	Tall- RO / Food*	Supplied with extra Soft Shower Spray Tip & wall bracket "Knuckle".	<b>\$812.00</b>		
<b>Global FISHER Pre-Rinse WALL Mount STANDARD Models</b>					
P5	Reg. No. TM14473 6 Star / 3.5 lpm	GF112100	Tall - 90cm	Pre Rinse - <u>SINGLE WALL Tap</u> - Standard set up -	L-L All same Price
		GF112100-A	Adj - 90-75cm	* 25mm hole - 1/2" Female inlet.	<b>\$1,109.00</b>
		GF112100-M	Midi - 75cm	* All Components are 304 S/S.	
		GF112100-C	Café - 60cm	* S/S Wall Bracket- incl.s 2 x S/S Rods to allow for mistakes.	
GF112100-SS*	Tall- RO / Food*	Supplied with extra Soft Shower Spray Tip & wall bracket "Knuckle".	<b>\$1,209.00</b>		
P6	Reg. No. TM36001 6 Star / 3.5 lpm	GF152100	Tall - 90cm	Pre Rinse - <u>EXPOSED BREACH Wall Tap</u> - Standard set up -	L-L All same Price
		GF152100-A	Adj - 90-75cm	* 25mm hole x 2 - 1/2" Female inlets. * ADJ. 197-210mm	<b>\$1,065.00</b>
		GF152100-M	Midi - 75cm	* All Components are 304 S/S.	
		GF152100-C	Café - 60cm	* S/S Wall Bracket- incl.s 2 x S/S Rods to allow for mistakes.	
GF152100-SS*	Tall- RO / Food*	Supplied with extra Soft Shower Spray Tip & wall bracket "Knuckle".	<b>\$1,160.00</b>		
P7	Reg. No. TM14473 6 Star / 3.5 lpm	GF162100	Tall - 90cm	Pre Rinse - <u>WALL Only - NO Tap</u> - Standard set up -	L-L All same Price
		GF162100-A	Adj - 90-75cm	* 25mm hole - 1/2" Female inlet.	<b>\$758.00</b>
		GF162100-M	Midi - 75cm	* All Components are 304 S/S.	
		GF162100-C	Café - 60cm	* S/S Wall Bracket- incl.s 2 x S/S Rods to allow for mistakes.	
GF162100-SS*	Tall- RO / Food*	Supplied with extra Soft Shower Spray Tip & wall bracket "Knuckle".	<b>\$844.00</b>		



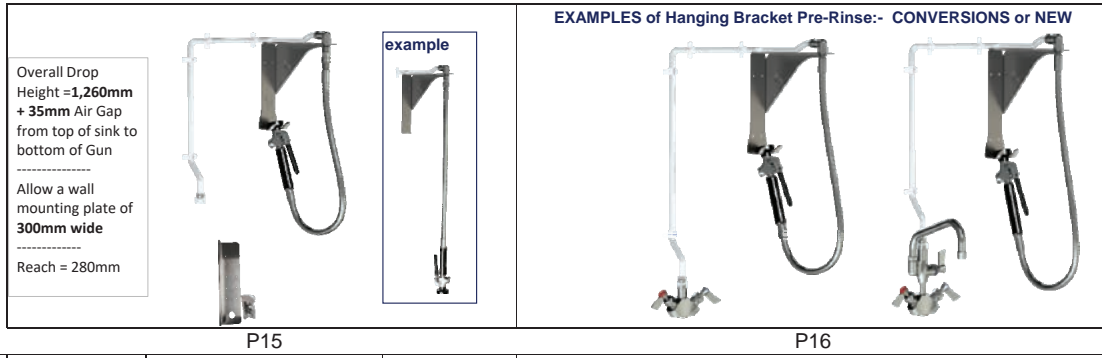
HOB/WALL MOUNT



item	WELS Lic. 0308	Model No. / Pt. No.	Type & Height	Description	RRP \$ (excl GST)
<b>Global FISHER Pre-Rinse HOB Mount POT FILLER Models</b>					
A	WELS Reg. T40512 3 Star / 9 lpm	G3014S G3010S G3008S G3006S	14" Stdd Spout 10" Stdd Spout 08" Stdd Spout 06" Stdd Spout	<i>Note-</i> If you require another size spout then just order one of these WELS registered Spouts. We will send it at 'no charge' but without the 12" spout. **Both items will be shown on invoice.	 L-L
P8	WELS Reg. TM14474 First Outlet (Gun) 6 Star / 3.5 lpm Second Outlet (Spout) 3 Star / 9 lpm	GF022512	Tall - 90cm	<b>Pre Rinse - SINGLE Hob Tap - 12" Spout POT FILLER set up -</b> * 25mm hole - 1/2" male inlet. * All Components are 304 S/S. * S/S Wall Bracket- incl.s 2 x S/S Rods to allow for mistakes.	L-L <b>\$1,281.00</b>
		GF022512-A	Adj - 90-75cm		
		GF022512-C	Café - 60cm		
		GF022512-M	Midi - 75cm		
		GF022512-SS*	Tall- RO / Food*	Supplied with extra Soft Shower Spray Tip & wall bracket "Knuckle".	<b>\$1,395.00</b>
P9	WELS Reg. T14468 First Outlet (Gun) 6 Star / 3.5 lpm Second Outlet (Spout) 3 Star / 9 lpm	GF032512	Tall - 90cm	<b>Pre Rinse - DUAL Hob Tap - 12" Spout POT FILLER set up.</b> * 32mm hole - 2 inlet hoses w- 1/2" female nuts. * All Components are 304 S/S. * S/S Wall Bracket- incl.s 2 x S/S Rods to allow for mistakes.	L-L <b>\$1,295.00</b>
		GF032512-A	Adj - 90-75cm		
		GF032512-C	Café - 60cm		
		GF032506-C	Café - 60cm		
		GF032512-M	Midi - 75cm		
		GF032512-SS*	Tall- RO / Food*	Supplied with extra Soft Shower Spray Tip & wall bracket "Knuckle".	<b>\$1,380.00</b>
P10	WELS Reg. TM14484 First Outlet (Gun) 6 Star / 3.5 lpm Second Outlet (Spout) 3 Star / 9 lpm	GF042512	Tall - 90cm	<b>Pre Rinse - EXPOSED BREACH Hob Tap - 12" POT FILLER set up -</b> * 25mm hole x 2 - 1/2" male inlets. * All Components are 304 S/S. * S/S Wall Bracket- incl.s 2 x S/S Rods to allow for mistakes.	L-L <b>\$1,607.00</b>
		GF042512-A	Adj - 90-75cm		
		GF042512-C	Café - 60cm		
		GF042512-M	Midi - 75cm		
		GF042512-SS*	Tall- RO / Food*	Supplied with extra Soft Shower Spray Tip & wall bracket "Knuckle".	<b>\$1,730.00</b>
P11	WELS Reg. TM41083 First Outlet (Gun) 6 Star / 3.5 lpm Second Outlet (Spout) 3 Star / 9 lpm	GF062512	Tall - 90cm	<b>Pre Rinse - HOB Only - NO Tap - 12" Spout POT FILLER set up -</b> * 25mm hole - 1/2" male inlet. * Non-Adj. 203mm * All Components are 304 S/S. * S/S Wall Bracket- incl.s 2 x S/S Rods to allow for mistakes.	L-L <b>\$917.00</b>
		GF062512-A	Adj - 90-75cm		
		GF062512-C	Café - 60cm		
		GF062512-M	Midi - 75cm		
		GF062512-SS*	Tall- RO / Food*	Supplied with extra Soft Shower Spray Tip & wall bracket "Knuckle".	<b>\$1,026.00</b>


item	WELS Lic. 0308	Model No. / Pt. No.	Type & Height	Description	RRP \$ (excl GST)
<b>Global FISHER Pre-Rinse WALL Mount POT FILLER Models</b>					
P12	Not for sale yet To be fixed on WELS. To be added to TM14474	GF112512	Tall - 90cm	<b>Pre Rinse - SINGLE WALL Tap - 12" POT FILLER set up -</b> * 25mm hole - 1/2" Female inlet. * All Components are 304 S/S. * S/S Wall Bracket- incl.s 2 x S/S Rods to allow for mistakes.	L-L <b>\$1,274.00</b>
		GF11xxxx-A	Adj - 90-75cm		
		GF11xxxx-C	Café - 60cm		
		GF11xxxx-M	Midi - 75cm		
		GF11xxxx-SS*	Tall- RO / Food*	Supplied with extra Soft Shower Spray Tip & wall bracket "Knuckle".	<b>\$1,378.00</b>
P13	Reg. No. TM14484 First Outlet (Gun) 6 Star / 3.5 lpm Second Outlet (Spout) 3 Star / 9 lpm	GF152512	Tall - 90cm	<b>Pre Rinse - EXPOSED BREACH Wall Tap - 12" POT FILLER set up -</b> * 25mm hole x 2 - 1/2" Female inlets. - ADJ. 197-210mm * All Components are 304 S/S. * S/S Wall Bracket- incl.s 2 x S/S Rods to allow for mistakes.	L-L <b>\$1,240.00</b>
		GF152512-A	Adj - 90-75cm		
		GF152512-C	Café - 60cm		
		GF152512-M	Midi - 75cm		
		GF152512-SS*	Tall- RO / Food*	Supplied with extra Soft Shower Spray Tip & wall bracket "Knuckle".	<b>\$1,342.00</b>
P14	Not for sale yet To be fixed on WELS. To be added to TM41083.	GF162512	Tall - 90cm	<b>Pre Rinse - WALL Only - NO Tap - 12" POT FILLER set up -</b> * 25mm hole - 1/2" Female inlet. * All Components are 304 S/S. * S/S Wall Bracket- incl.s 2 x S/S Rods to allow for mistakes.	L-L <b>\$942.00</b>
		GF162512-A	Adj - 90-75cm		
		GF162512-C	Café - 60cm		
		GF162512-M	Midi - 75cm		
		GF162512-SS*	Tall- RO / Food*	Supplied with extra Soft Shower Spray Tip & wall bracket "Knuckle".	<b>\$1,057.00</b>

## Pre-Rinse Hanging Models WALL MOUNT



item	WELS Lic. 0308	Model No. / Pt. No.	Type & Height	Description	RRP \$ (excl GST)
<b>Global FISHER Pre-Rinse</b>		<b>WALL Mount</b>		<b>HANGING Models</b>	
P15	WELS Reg. T40480 6 Star / 4.5 lpm	(1a) GTHWB-PR01 (1b) GTHWB-PR01-B	Opt. 1a Opt. 1b	<b>HANGING WALL BRACKET PRE-RINSE:-</b> Option (1a) = Quik release Coupling & Plug w- Auto Shut off. Option (1b) = Quik Release <u>without</u> Autoshut Off coupling. <b>Supplied with :-</b> 1 x 1/2" F&F Chrome Elbow. 1 x Pre-Rinse Hose -900mm. [GPRH0900S] 1 x Spray Gun, Handle & 1/2 Nipple [ GF2949HDL12M ] 1 x S/S Wall Bracket + 1 x Extension piece w- bolts & nuts	\$ 687.00 \$ 667.00

item	WELS Lic. 0308	Model No. / Pt. No.	Type & Height	Description	RRP \$
P16	WELS Reg. T40480 6 Star / 4.5 lpm	Part Number Supplied upon request. May vary for different tap set ups.		<b>HANGING WALL BRACKET PRE-RINSE w- Tap configuration</b> (1a) Option 1 = Quik release Coupling & Plug w- Auto Shut off. (1b) Option 2 = Quik Release <u>without</u> Autoshut Off coupling. <b>Supplied with:</b> 1x 1/2" F&F Chrome Elbow. 1 x Pre-Rinse Hose -900mm. [GPRH0900S] 1 x Spray Gun, Handle & 1/2 Nipple [ GF2949HDL12M ] 1 x S/S Wall Bracket + 1 x Extension piece w- bolts & nuts	Priced on Application



The '**Drop 'N' Lock System**' is fitted on the top of the tap & the bottom of the Sub-Assembly. The main purpose is to allow quicker & easier fitting of the tap body & the Sub-assembly, rather than a whole complete assembly. O'rings must be greased up before fitting. It is then just a matter of finishing off installing the wall bracket.  
*- Important :- Do NOT force the Sub-Assembly Riser backwards or sideways. It must be left in it's natural position and the wall bracket rod is measured & cut to suit. - A spare rod is provided.-*

### INTRODUCING

The "**KNUCKLE**"  
The NEW way to adjust & fix the Wall Bracket to a secure location



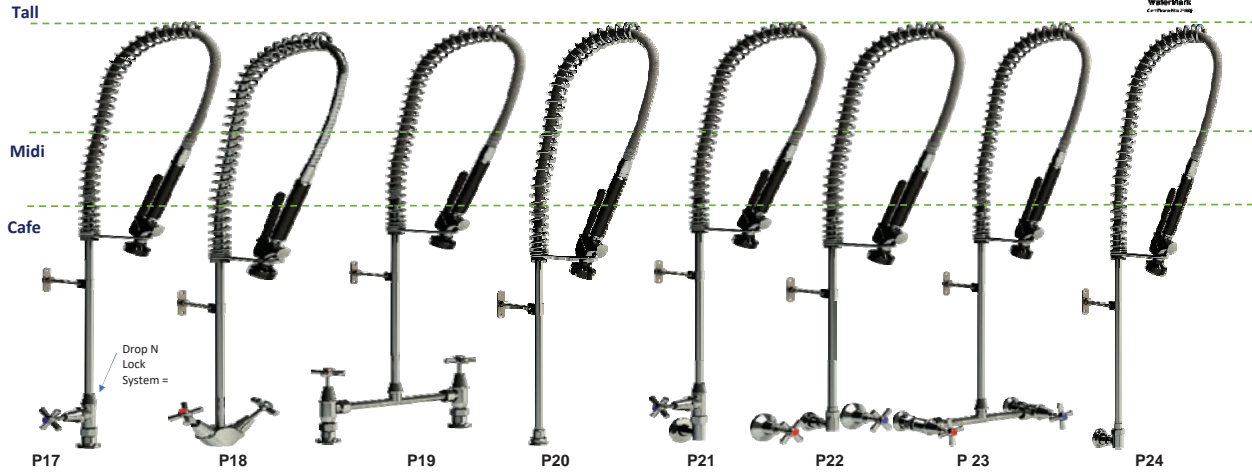
Supplied as an 'Extra' except for **RO / Food** Pre-Rinse.











**Buy the BEST, BUY Global FISHER Pre-Rinse**



\*\*\* L-LB &amp; SA = Low Lead Tap Body only &amp; Upper Sub Assembly



item	WELS Lic. 0308	Model No. / Pt. No.	Type & Height	Description	RRP \$ (excl GST)
<b>GLOBAL RINSE-MATE HOB / DECK PRE-RINSES - STANDARD -Model</b>					
P17	NOT for sale yet. Pending WELS Reg. TMxxxxx 6 Star / 3.5 lpm	GRM012100	Tall - 90cm	<b>Pre Rinse - Single HOB Tap -</b> * 25mm hole x 1 * Mixed Components are CP Brass & 304 S/S. * S/S Wall Bracket- incl.s 2 x S/S Rods to allow for mistakes.	L-LB & SA 
		GRM01xxxx-C	Café - 60cm		
		GRM01xxxx-M	Midi - 75cm		
		GRM01xxxx-A	Adj - 90-75cm		
P18	Reg. No. TM14500 6 Star / 3.5 lpm	GRM032100	Tall - 90cm	<b>Pre Rinse - DUAL Hob Tap - Standard set up. -</b> * 32mm hole * 2 inlet hoses w- 1/2" female nuts. * Mixed Components are CP Brass & 304 S/S. * S/S Wall Bracket- incl.s 2 x S/S Rods to allow for mistakes.	L-LB & SA 
		GRM032100-C	Café - 60cm		
		GRM032100-M	Midi - 75cm		
		GRM032100-A	Adj - 90-75cm		
P19	NOT for sale yet. Pending WELS Reg. TMxxxxx 6 Star / 3.5 lpm	GRM052100	Tall - 90cm	<b>Pre Rinse - Exposed adjustable Breach Hob Tap-</b> * 25mm hole x 2. * 1/2" female inlet * Adj. Union:- 120-280mm * Mixed Components are CP Brass & 304 S/S. * S/S Wall Bracket- incl.s 2 x S/S Rods to allow for mistakes.	L-LB & SA 
		GRM05xxxx-C	Café - 60cm		
		GRM05xxxx-M	Midi - 75cm		
		GRM05xxxx-A	Adj - 90-75cm		
P20	NOT for sale yet. Pending WELS Reg. TMxxxxx 6 Star / 3.5 lpm	GRM062100	Tall - 90cm	<b>Pre Rinse -HOB Mount only -NO Tap -</b> * 25mm hole x 1 * Mixed Components are CP Brass & 304 S/S. * S/S Wall Bracket- incl.s 2 x S/S Rods to allow for mistakes.	L-LB & SA 
		GRM06xxxx-C	Café - 60cm		
		GRM06xxxx-M	Midi - 75cm		
		GRM06xxxx-A	Adj - 90-75cm		
<b>GLOBAL RINSE-MATE WALL PRE-RINSES - STANDARD -Model</b>					
P21	NOT for sale yet. Pending WELS Reg. TMxxxxx 6 Star / 3.5 lpm	GRM112100	Tall - 90cm	<b>Pre Rinse - Single WALL Tap</b> * 25mm hole x 1 * Mixed Components are CP Brass & 304 S/S. * S/S Wall Bracket- incl.s 2 x S/S Rods to allow for mistakes.	L-LB & SA 
		GRM11xxxx-C	Café - 60cm		
		GRM11xxxx-M	Midi - 75cm		
		GRM11xxxx-A	Adj - 90-75cm		
P22	NOT for sale yet. Pending WELS Reg. TMxxxxx 6 Star / 3.5 lpm	GRM132100	Tall - 90cm	<b>Pre Rinse - HIDDEN Breach WALL TOPS</b> * 32mm hole x 2, 25mm hole x 1 * Mixed Components are CP Brass & 304 S/S. * S/S Wall Bracket- incl.s 2 x S/S Rods to allow for mistakes.	L-LB & SA 
		GRM13xxxx-C	Café - 60cm		
		GRM13xxxx-M	Midi - 75cm		
		GRM13xxxx-A	Adj - 90-75cm		
P23	NOT for sale yet. Pending WELS Reg. TMxxxxx 6 Star / 3.5 lpm	GRM142100	Tall - 90cm	<b>Pre Rinse - Exposed adjustable Breach WALL Tap - STRAIGHT</b> * 25mm hole x 2. - 1/2" female inlet * Adj. Union:- 120-280mm * Mixed Components are CP Brass & 304 S/S. * S/S Wall Bracket- incl.s 2 x S/S Rods to allow for mistakes.	L-LB & SA 
		GRM14xxxx-C	Café - 60cm		
		GRM14xxxx-M	Midi - 75cm		
		GRM14xxxx-A	Adj - 90-75cm		
P24	NOT for sale yet. Pending WELS Reg. TMxxxxx 6 Star / 3.5 lpm	GRM162100	Tall - 90cm	<b>Pre Rinse -WALL Mount only -NO Tap</b> * 25mm hole x 1 * Mixed Components are CP Brass & 304 S/S. * S/S Wall Bracket- incl.s 2 x S/S Rods to allow for mistakes.	L-LB & SA 
		GRM16xxxx-C	Café - 60cm		
		GRM16xxxx-M	Midi - 75cm		
		GRM16xxxx-A	Adj - 90-75cm		

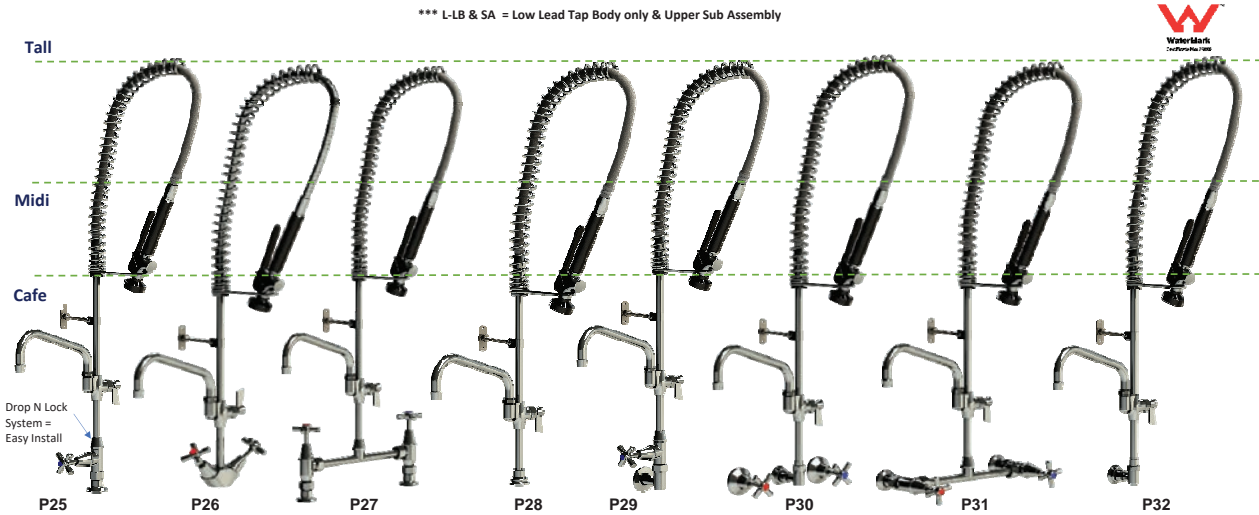
# GLOBAL RINSE-MATE










## Pre-Rinse Pot Filler Models



HOB/DECK/WALL MOUNT

\*\*\* L-LB & SA = Low Lead Tap Body only & Upper Sub Assembly



item	WELS Lic. 0308	Model No. / Pt. No.	Type & Height	Description	RRP \$ (excl GST)
<b>GLOBAL RINSE-MATE HOB / DECK PRE-RINSES - POT FILLER Models</b>					
B	Reg. No. <b>T40512</b> 3 Star / 9 lpm	G3014S G3010S G3008S G3006S	14" Stdd Spout 10" Stdd Spout 08" Stdd Spout 06" Stdd Spout	<u>Note</u> - If you require another size spout then just order one of these WELS registered Spouts. We will send it at <b>'no charge'</b> but without the 12" spout. **The listed part number below & the other spout will both be shown on invoice.	L-L 
P25	NOT for sale yet. Pending WELS Reg. TMxxxxx 6 Star / 3.5 lpm 3 Star / 9 lpm	GRM012512 GRM01xxxx-C GRM01xxxx-M GRM01xxxx-A	Tall - 90cm Café - 60cm Midi - 75cm Adj - 90-75cm	<b>Pre Rinse - SINGLE WALL Tap - 12" POT FILLER set up -</b> * 25mm hole x 1 - 1/2" Male inlet. * Mixed Components are CP Brass & 304 S/S. * S/S Wall Bracket- incl.s 2 x S/S Rods to allow for mistakes.	L-LB & SA  \$ 1,212.00
P26	Reg. No. <b>TM14502</b> 1st Outlet - Gun 6 Star / 3.5 lpm 2nd Outlet - Spout 3 Star / 9 lpm	GRM032512 GRM032512-C GRM032506-C GRM032512-M GRM032512-A	Tall - 90cm Café - 60cm Café - 60cm Midi - 75cm Adj - 90-75cm	<b>Pre Rinse - DUAL Hob Tap - 12" Spout POT FILLER set up.</b> * 32mm hole - 2 inlet hoses w- 1/2" female nuts. * Mixed Components are CP Brass & 304 S/S. * S/S Wall Bracket- incl.s 2 x S/S Rods to allow for mistakes.	L-LB & SA  \$ 1,127.00
P27	NOT for sale yet. Pending WELS Reg. TMxxxxx 6 Star / 3.5 lpm 3 Star / 9 lpm	GRM052512 GRM05xxxx-C GRM05xxxx-M GRM05xxxx-A	Tall - 90cm Café - 60cm Midi - 75cm Adj - 90-75cm	<b>Pre Rinse - Exposed Adj Breach Hob Tap + 12" Pot Filler</b> * 25mm hole x 2. - 1/2" female inlet * Adj. Union:- 120-280mm * Mixed Components are CP Brass & 304 S/S. * S/S Wall Bracket- incl.s 2 x S/S Rods to allow for mistakes.	L-LB & SA  \$ 1,636.00
P28	NOT for sale yet. Pending WELS Reg. TMxxxxx 6 Star / 3.5 lpm 3 Star / 9 lpm	GRM062512 GRM06xxxx-C GRM06xxxx-M GRM06xxxx-A	Tall - 90cm Café - 60cm Midi - 75cm Adj - 90-75cm	<b>Pre Rinse - Hob only - NO Tap + 12" Pot Filler -</b> * 25mm Hole x 1 * Mixed Components are CP Brass & 304 S/S. * S/S Wall Bracket- incl.s 2 x S/S Rods to allow for mistakes.	L-LB & SA  \$ 880.00
<b>GLOBAL RINSE-MATE WALL PRE-RINSES - POT FILLER Models</b>					
P29	NOT for sale yet. Pending WELS Reg. TMxxxxx 6 Star / 3.5 lpm 3 Star / 9 lpm	GRM112512 GRM1125xx-C GRM1125xx-M GRM1125xx-A	Tall - 90cm Café - 60cm Midi - 75cm Adj - 90-75cm	<b>Pre Rinse - SINGLE WALL Tap - 12" POT FILLER set up -</b> * 25mm hole x 1 - 1/2" Male inlet. * Mixed Components are CP Brass & 304 S/S. * S/S Wall Bracket- incl.s 2 x S/S Rods to allow for mistakes.	L-LB & SA  \$ 1,240.00
P30	NOT for sale yet. Pending WELS Reg. TMxxxxx 6 Star / 3.5 lpm 3 Star / 9 lpm	GRM132512 GRM1325xx-C GRM1325xx-M GRM1325xx-A	Tall - 90cm Café - 60cm Midi - 75cm Adj - 90-75cm	<b>Pre Rinse-Hidden Adj. Breach Wall + 12" Pot Filler - Straight</b> * 25mm hole x 2. - 1/2" female inlet * Adj. Union:- 120-280mm * Mixed Components are CP Brass & 304 S/S. * S/S Wall Bracket- incl.s 2 x S/S Rods to allow for mistakes.	L-LB & SA  \$ 948.00
P31	NOT for sale yet. Pending WELS Reg. TMxxxxx 6 Star / 3.5 lpm 3 Star / 9 lpm	GRM142512 GRM142512-C GRM1425xx-M GRM1425xx-A	Tall - 90cm Café - 60cm Midi - 75cm Adj - 90-75cm	<b>Pre Rinse-Exposed Adj. Breach Wall + 12" Pot Filler - Straight</b> * 25mm hole x 2. - 1/2" female inlet * Adj. Union:- 120-280mm * Mixed Components are CP Brass & 304 S/S. * S/S Wall Bracket- incl.s 2 x S/S Rods to allow for mistakes.	L-LB & SA  \$ 1,628.00
P32	NOT for sale yet. Pending WELS Reg. TMxxxxx 6 Star / 3.5 lpm 3 Star / 9 lpm	GRM162512 GRM1625xx-C GRM1625xx-M GRM1625xx-A	Tall - 90cm Café - 60cm Midi - 75cm Adj - 90-75cm	<b>Pre Rinse - WALL Only - NO Tap - 12" POT FILLER set up -</b> * 25mm hole x 1 - 1/2" Male inlet. * Mixed Components are CP Brass & 304 S/S. * S/S Wall Bracket- incl.s 2 x S/S Rods to allow for mistakes.	L-LB & SA  \$ 888.00



# GLOBAL TAPWARE

## TAPWARE



### GLOBAL STAINLESS

HOB Tapware	STANDARD Spouts	10
WALL Tapware	STANDARD Spouts	10
	WOK / KETTLE FILLERS	11
	GOOSENECK Spouts	11
HOB Tapware BODIES w- Swivel Outlets only		11
WALL Tapware BODIES w- Swivel Outlets only		12

### GLOBAL EC - Easy Clean

HOB Taps	STANDARD Spouts	12
WALL Taps	STANDARD Spouts	13
	WOK / KETTLE / POT Spouts	13
SPOUT	STANDARD	14
SPOUT	GOOSENECK	14
HOB Tapware - SWIVEL Outlet only		14
WALL Tapware		14

### GLOBAL Q - QUARTER TURN

#### TAPWARE - 1 PIN HANDLES

HOB Taps	STANDARD Spouts	15
WALL Taps	Standard Spouts	15
HOB Tap Bodies only	No Spouts	16
WALL Taps Bodies only	No Spouts	16

#### TAPWARE - LEVER HANDLES

HOB Taps	STANDARD Spouts	17
WALL Taps	STANDARD Spouts	17
HOB Taps	No Spouts	18
WALL Taps	No Spouts	18

### GLOBAL MixA

HOB Mixer Taps	19
----------------	----

### GLOBAL HandZfree

HOB ELECTRONIC TAPWARE	19
------------------------	----



PHONE: 1300 85 25 15

PHONE: 07 3855 2350

EMAIL: [sales.info@globaltapware.com](mailto:sales.info@globaltapware.com)

WEB: [www.globaltapware.com.au](http://www.globaltapware.com.au)

# GLOBAL STAINLESS

## Tapware Standard Models



HOB/DECK/WALL MOUNT



item	WELS Lic. 0308	Model No. / Pt. No.	Type & Height	Description	RRP \$ (excl GST)
<b>GLOBAL STAINLESS HOB / DECK Tapware - STANDARD Spouts</b>					
A		GS-GFCH1		HANDLES to suit :- Global Stainless & Global Fisher	\$ 45.00
B		GS-GFPLH1		Cross Handle - Single	\$ 64.00
C		GS-GFWH1		Paddle Handle - Single	\$ 55.00
				Wedge Handle - Single	
T1	Reg. No. <b>TM41086</b> 3 Star / 9 lpm	GS02G30xxS GS02G3012S GS02G30xxS GS02G30xxS GS02G30xxS	14" Stdd Spout 12" Stdd Spout 10" Stdd Spout 08" Stdd Spout 06" Stdd Spout	Stainless Steel Taps - Standard Spout <b>SINGLE Hob / Deck Mount.</b> * 25mm hole. * 1/2" Male inlet	\$ 483.00
T2	Reg. No. <b>T40511</b> 3 Star / 9 lpm	GS03G30xxS GS03G3012S GS03G30xxS GS03G30xxS GS03G30xxS	14" Stdd Spout 12" Stdd Spout 10" Stdd Spout 08" Stdd Spout 06" Stdd Spout	Stainless Steel Taps - Standard Spout <b>DUAL Hob / Deck Mount.</b> * 32mm hole. * 1/2" female inlet Hoses (pair)	\$ 582.00
T3	Reg. No. <b>TM41082</b> 3 Star / 9 lpm	GS04G30xxS GS04G3012S GS04G30xxS GS04G30xxS GS04G30xxS	14" Stdd Spout 12" Stdd Spout 10" Stdd Spout 08" Stdd Spout 06" Stdd Spout	Stainless Steel Taps - Standard Spout <b>HOB Exposed BREACH - Fixed</b> * 25mm hole x 2. * Non-Adj. 203mm Centre to Centre * 1/2" Male inlet	\$ 772.00
T4	Reg. No. <b>TM41079</b> 3 Star / 9 lpm	GS06G30xxS GS06G3012S GS06G30xxS GS06G30xxS GS06G30xxS	14" Stdd Spout 12" Stdd Spout 10" Stdd Spout 08" Stdd Spout 06" Stdd Spout	Stainless Steel Taps - Standard Spout <b>HOB Only Deck Mount. - NO tap</b> * 25mm hole. * 1/2" Male inlet	\$ 195.00
<b>GLOBAL STAINLESS WALL Tapware / Faucets - STANDARD Spouts</b>					
T5	Reg. No. <b>TM41087</b> 3 Star / 9 lpm	GS11G30xxS GS11G3012S GS11G30xxS GS11G30xxS GS11G30xxS	14" Stdd Spout 12" Stdd Spout 10" Stdd Spout 08" Stdd Spout 06" Stdd Spout	Stainless Steel Taps - Standard Spout <b>SINGLE WALL Mount.</b> * 25mm hole. * 1/2" Female inlet	\$ 507.00
T6	Reg. No. <b>TM41080</b> 3 Star / 9 lpm	GS15G30xxS GS15G3012S GS15G30xxS GS15G30xxS GS15G30xxS	14" Stdd Spout 12" Stdd Spout 10" Stdd Spout 08" Stdd Spout 06" Stdd Spout	Stainless Steel Taps - Standard Spout <b>WALL Exposed BREACH - Adjustable</b> * 25mm holes. * Adj. Breach - 197-210mm	\$ 803.00
T7	Reg. No. <b>TM41080</b> 3 Star / 9 lpm	GS15G30xxS-CS GS15G30xxS-CS GS15G30xxS-CS	10" Stdd Spout 08" Stdd Spout 06" Stdd Spout	Stainless Steel Taps - Standard Spout <b>'CLEANERS SINK' - WALL Exposed BREACH - Adjustable</b> * 25mm Holes x 2 holes * Adj. Breach - 197-210mm ** Supplied with Wall Mount Adjustable Support Cable.	\$ 896.00
T8	Reg. No. <b>PENDING</b> 3 Star / 9 lpm	GS16G30xxS GS16G3012S GS16G30xxS GS16G30xxS GS16G30xxS	14" Stdd Spout 12" Stdd Spout 10" Stdd Spout 08" Stdd Spout 06" Stdd Spout	Stainless Steel Taps - Standard Spout <b>WALL Mount only - NO tap</b> * 25mm hole. * 1/2" Female inlet	\$ 207.00



**NOTE**

Global Stainless & Global Fisher Tapware use Spring loaded Jumpers.




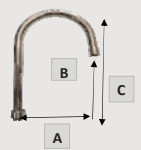
T9



T10



item	WELS Lic. 0308	Model No. / Pt. No.	Type & Height	Description	RRP \$ (excl GST)
<b>GLOBAL STAINLESS HOB / DECK Tapware - WOK / KETTLE FILLERS</b>					
T9	Reg. No. <b>TM41201</b> 3 Star / 9 lpm	GS02G3518S	18" Double Swivel SPOUT w/- End Tap	Stainless Steel Taps - <b>WOK FILLER - Single Hob.</b> * 25mm hole. * 1/2" Male inlet	\$ 1,046.00
<b>GLOBAL STAINLESS WALL Tapware - WOK / KETTLE FILLERS</b>					
T10	Reg. No. <b>TM41201</b> 3 Star / 9 lpm	GS11G3518S	w/- 18" Double Swivel CP SPOUT c/w End Tap	Stainless Steel Taps - <b>WOK FILLER -Single Wall</b> * 25mm hole. * 1/2" Female inlet	\$ 1,066.00

<b>GLOBAL STAINLESS WOK / KETTLE FILLERS SPOUT</b>					
E	Reg. No. <b>T40510</b> 3 Star / 9 lpm	GS3518S	 18" Double Swivel SPOUT w/- End Tap	Note- Until such time as all of our WELS Registration listings are fixed, you can order one of these WELS registered Spouts when ordering a CORRESPONDING Tap / Faucet body shown in the below list. The 2 part numbers will be shown on invoice.	\$ 555.50
<b>GLOBAL STAINLESS GOOSENECK Spouts</b>					
F	Reg. No. <b>TM41198</b> 4 Star / 7.5 lpm	G31-6-9S G31-8-12S G31-9-12S	 Gooseneck Spout	A = reach :- C to C / B = bench to aerator / C = height A-165, B-160, C-240, A-200, B-150, C-240, A-230, B-135, C-300.	\$ 95.50



T11



T12



T13



T14



<b>GLOBAL STAINLESS HOB / DECK Tapware BODIES w- Swivel Outlets only</b>					
T11	n/a	GS02S		Stainless Steel Taps - <b>SINGLE Hob / Deck Mount Tap. - Swivel Outlet</b> * 25mm hole. * 1/2" Male inlet	\$ 418.00
T12	n/a	GS03S		Stainless Steel Taps - <b>DUAL Hob / Deck Mount. - Swivel Outlet</b> * 25mm hole. * 1/2" female inlet Hoses (pair)	\$ 536.00
T13	n/a	GS04S		Stainless Steel Taps - <b>EXPOSED BREACH Hob / Deck Mount. - Swivel Outlet</b> * 25mm hole x 2 . * 1/2" Male inlet * Non-Adj. 203mm	\$ 667.00
T14	n/a	GS06S		Stainless Steel Taps - <b>HOB Only Deck Mount. - NO. tap - Swivel Outlet</b> * 25mm hole. * 1/2" Male inlet	\$ 105.00

# GLOBAL STAINLESS

## Wall Tapware Bodies w/ Swivel



### WALL MOUNT



T15



T16



T17



item	WELS Lic. 0308	Model No. / Pt. No.	Type & Height	Description	RRP \$ (excl GST)
<b>GLOBAL STAINLESS WALL Tapware BODIES w- Swivel Outlets only</b>					
T15	n/a	GS11S		Stainless Steel Taps - SINGLE WALL Mount. - Swivel Outlet * 25mm hole. * 1/2" Female inlet	\$ 441.00
T16	n/a	GS15S		Stainless Steel Taps - WALL Exposed BREACH -Adjustable. - Swivel Outlet * 25mm holes. * Adj. Union:- 197-210mm	\$ 654.00
T17	n/a	GS16S		Stainless Steel Taps - WALL Mount only - NO tap. - Swivel Outlet * 25mm hole. * 1/2" Female inlet	\$ 150.00

# GLOBAL EASY CLEAN

## Standard Spouts

### HOB/DECK MOUNT



T18



T19



T20



T21



item	WELS Lic. 0308	Model No. / Pt. No.	Type & Height	Description	RRP \$ (excl GST)
<b>GLOBAL EC - Easy Clean HOB / DECK Taps - Standard Spouts</b>					
G	Reg. No. T40512 3 Star / 9 lpm	G3014 G3010 G3008 G3006	L-L 14" Stdd Spout 10" Stdd Spout 08" Stdd Spout 06" Stdd Spout	Note- Until such time as all of our WELS Registration listings are fixed, you can order one of these WELS registered Spouts when ordering a CORRESPONDING Tap / Faucet body shown in the below list. The 2 part numbers will be shown on invoice.	
T18	Reg. No. TM41078 3 Star / 9 lpm	GEC01G3012 GEC01G30xx GEC01G30xx GEC01G30xx GEC01G30xx	12" Stdd Spout xx" Stdd Spout xx" Stdd Spout xx" Stdd Spout xx" Stdd Spout	Easy Clean Taps - Standard Spout Single Hob Tap - Union Type * 25mm Hole. * 1/2" female inlet	\$ 500.00
T19	Reg. No. TM41084 3 Star / 9 lpm	GEC03G3012 GEC03G30xx GEC03G30xx GEC03G30xx GEC03G30xx	12" Stdd Spout xx" Stdd Spout xx" Stdd Spout xx" Stdd Spout xx" Stdd Spout	Easy Clean Taps - Standard Spout DUAL Hob Tap * 32mm Single Hole. * 1/2" fi Flexi Hoses (pair)	\$ 416.00
T20	Reg. No. PENDING 3 Star / 9 lpm	GEC05G3012 GEC05G30xx GEC05G30xx GEC05G30xx GEC05G30xx	12" Stdd Spout xx" Stdd Spout xx" Stdd Spout xx" Stdd Spout xx" Stdd Spout	Easy Clean Taps - Standard Spout Hob Exposed Breach-Adj. - Union Type * 25mm Hole. * 1/2" Female Inlet * Adj. Union:- 120-280mm	\$ 925.00
T21	Reg. No. TM41081 3 Star / 9 lpm	GEC06G3012 GEC06G30xx GEC06G30xx GEC06G30xx GEC06G30xx	12" Stdd Spout xx" Stdd Spout xx" Stdd Spout xx" Stdd Spout xx" Stdd Spout	Easy Clean Taps - Standard Spout HOB Outlet Standard Spout only * 25mm Hole. * 1/2" Male Inlet	\$ 252.00



**NOTE**

We use Australian Made 'Doust' Jumper valves in Easy Clean & Rinse-Mate Tapware



item	WELS Lic. 0308	Model No. / Pt. No.	Type & Height	Description	RRP \$ (excl GST)
<b>GLOBAL EC - Easy Clean WALL TAPS - Standard Spouts</b>					
T22	WELS Lic. 0308 Reg. No. <b>TM41085</b> 3 Star / 9 lpm	GEC11G3012	12" Stdd Spout	<b>Easy Clean Taps</b> - Standard Spout <b>Single Wall Tap</b> - Union Type * 25mm Hole. * 1/2" Female Inlet	L-L B \$ <b>582.00</b>
		GEC11G30xx	xx" Stdd Spout		
		GEC11G30xx	xx" Stdd Spout		
		GEC11G30xx	xx" Stdd Spout		
		GEC11G30xx	xx" Stdd Spout		
T23	WELS Lic. 0308 Reg. No. <b>TM41100</b> 3 Star / 9 lpm	GEC13G3012	12" Stdd Spout	<b>Easy Clean Taps</b> - Standard Spout <b>WALL STOPS for HIDDEN BREACH.</b> For use on <b>Standard &amp; Cleaners Sink</b> * 32mm x 2 Holes - 25mm x 1 Hole * 1/2" Female Inlet Centre Outlet	L-L B \$ <b>299.00</b>
		GEC13G30xx	xx" Stdd Spout		
		GEC13G30xx	xx" Stdd Spout		
		GEC13G30xx	xx" Stdd Spout		
		GEC13G30xx	xx" Stdd Spout		
T24	WELS Lic. 0107 Reg. <b>T17878</b> - 3Star / 8 lpm. Reg. <b>T17880</b> - 4 Star / 7.5lpm	GEC13SLA150	150mm Spout	<b>Easy Clean Taps</b> - <b>'CLEANERS SINK' / Laundry Tub</b> * 32mm x 2 Holes - * 25mm x 1 Hole * 1/2" female inlet Centre Outlet	L-L B \$ <b>78.00</b>
		GEC13SLA225	225mm Spout		
T25	WELS Lic. 0308 Reg. No. <b>TM41101</b> 4 Star / 7.5 lpm	GEC14G3012	12" Stdd Spout	<b>Easy Clean Taps</b> - Standard Spout <b>Wall Exposed Breach -Adjustable -Straight</b> - Union Type * 25mm x 2 Holes. * 1/2" Female inlets * Adj. Union:- 120-280mm	L-L B \$ <b>917.00</b>
		GEC14G30xx	xx" Stdd Spout		
		GEC14G30xx	xx" Stdd Spout		
		GEC14G30xx	xx" Stdd Spout		
		GEC14G30xx	xx" Stdd Spout		
T26	WELS Lic. 0308 Reg. No. <b>TM41103</b> 3 Star / 9 lpm	GEC15G3012	12" Stdd Spout	<b>Easy Clean Taps</b> - Standard Spout <b>Wall Exposed Breach Adjustable - Elbow</b> - Union Type 25mm x 2 Holes. 1/2" Female inlets Adj. Union:- 120-280mm	L-L B \$ <b>999.00</b>
		GEC15G30xx	xx" Stdd Spout		
		GEC15G30xx	xx" Stdd Spout		
		GEC15G30xx	xx" Stdd Spout		
		GEC15G30xx	xx" Stdd Spout		
T27	WELS Lic. 0308 Reg. No. <b>TM41104</b> 3 Star / 9 lpm	GEC16G3012	12" Stdd Spout	<b>Easy Clean Taps</b> - Standard Spout <b>Wall Outlet Standard Spout only.</b> - Standard Spout * 25mm Hole * 1/2" Female inlet	L-L B \$ <b>177.00</b>
		GEC16G30xx	xx" Stdd Spout		
		GEC16G30xx	xx" Stdd Spout		
		GEC16G30xx	xx" Stdd Spout		
		GEC16G30xx	xx" Stdd Spout		



T28



T29

item	WELS Lic. 0308	Model No. / Pt. No.	Type & Height	Description	RRP \$ (excl GST)
<b>GLOBAL EC - Easy Clean BASIN &amp; WALL Tap - WOK / KETTLE / POT Spouts</b>					
T28	Not for sale yet. Pending WELS Reg.	GEC01G3518	18" Double Swivel CP Spout w/- End Tap	<b>WOK / Kettle FILLER'- SINGLE HOB Tap.</b> * 25mm Hole. * 1/2" Female Inlet	L-L B \$ <b>940.00</b>
T29	WELS Lic. 0308 Reg. No. <b>TM41102</b> 3 Star / 9 lpm	GEC11G3518	18" Double Swivel CP Spout w/- End Tap	<b>WOK / Kettle FILLER'- SINGLE WALL Tap.</b> * 25mm Hole. * 1/2" Female Inlet	L-L B \$ <b>964.00</b>



**NOTE**

We use Australian Made 'Doust' Jumper valves in Easy Clean & Rinse-Mate Tapware




# GLOBAL EASY CLEAN



## Wok/Kettle, Standard, Gooseneck Spouts & Tapware

### HOB/DECK/WALL MOUNT



item	WELS Lic. 0308	Model No. / Pt. No.	Type & Height	Description	RRP \$ (excl GST)
<b>GLOBAL EC - Easy Clean WOK / KETTLE / POT SPOUT</b>					
H	Reg. No. <b>T40510</b> 3 Star / 9 lpm	GS3518 	18" Double Swivel SPOUT w/- End Tap	<u>Note:</u> Until such time as all of our WELS Registration listings are fixed, you can order one of these WELS registered Spouts when ordering a CORRESPONDING Tap / Faucet body shown in the below list. The 2 part numbers will be shown on invoice.	\$ 556.00
<b>GLOBAL EC - Easy Clean STANDARD SPOUT</b>					
I	Reg. No. <b>T40512</b> 3 Star / 9 lpm	G3014 G3012 G3010 G3008 G3006 	14" Stdd Spout 12" Stdd Spout 10" Stdd Spout 08" Stdd Spout 06" Stdd Spout	<u>Note:</u> Until such time as all of our WELS Registration listings are fixed, you can order one of these WELS registered Spouts when ordering a CORRESPONDING Tap / Faucet body shown in the below list. The 2 part numbers will be shown on invoice.	\$ 90.00
<b>GLOBAL EC - Easy Clean GOOSENECK SPOUT</b>					
J	Reg. No. <b>TM41198</b> 4 Star / 7.5 lpm	G31-6-9 G31-8-12 G31-9-12 	Gooseneck Spout	A = reach :- C to C / B = bench to aerator / C = height A-165, B-160, C-240, A-200, B-150, C-240, A-230, B-135, C-300.	\$ 95.50
<b>GLOBAL EC - Easy Clean HOB / DECK Tapware - SWIVEL Outlet only</b>					
T30	n/a	GEC01S		Easy Clean Taps - SINGLE Hob / Deck Mount Tap. - Union Type * 25mm hole. * 1/2" Male inlet	\$ 506.00
T31	n/a	GEC03S		Easy Clean Taps - DUAL Hob / Deck Mount. * 32mm hole. * 1/2" female inlet Hoses (pair)	\$ 376.00
T32	n/a	GEC05S		Easy Clean Taps - EXPOSED BREACH Hob / Deck Mount. - Union Type * 25mm hole x 2. * 1/2" Male inlet * Adj. Breach:- 120-280mm	\$ 885.00
T33	n/a	GEC06S		Easy Clean Taps - HOB Only Deck Mount. - NO tap * 25mm hole. * 1/2" Male inlet	\$ 130.00
<b>GLOBAL EC - Easy Clean WALL Tapware</b>					
T34	n/a	GEC11S		Easy Clean Taps - SINGLE WALL Mount. - Union Type * 25mm hole. 1/2" Female inlet	\$ 490.00
T35	n/a	GEC13S		Easy Clean Taps - WALL STOPS for HIDDEN BREACH. * 25mm hole x 2. * 1/2" Male inlet * Adj. Breach:- 120-280mm	\$ 210.00
T36	n/a	GEC14S		Easy Clean Taps - EXPOSED BREACH - STRAIGHT Mount. - Union Type * 25mm hole x 2. * 1/2" Male inlet * Adj. Breach:- 120-280mm	\$ 885.00
T37	n/a	GEC15S		Easy Clean Taps - Exposed Adjust Wall. - ELBOW Mount. - Union Type * 25mm holes. * 1/2" Female inlet * Adj. Breach:- 120-280mm	\$ 950.00
T38	n/a	GEC16S		Easy Clean Taps - WALL Mount only - NO tap * 25mm hole. * 1/2" Female inlet	\$ 137.00





# GLOBAL Q QUARTER TURN

## Hob, Deck, Wall Taps Standard Spouts

HOB/DECK/WALL MOUNT



item	WELS Lic. 0308	Model No. / Pt. No.	Type & Height	Description	RRP \$ (excl GST)
<b>GLOBAL Q - QUARTER TURN Hob</b>					
K		<b>3 PIN HANDLES</b> :- Add suffix <b>-3P</b> to the below codes if you require a 3 Pin Handles version. Suitable for small hands such as <u>school children from Pre-School to Primary School to High School.</u> -- Price is per each handle. --			\$ 76.00
L	Reg. No. <b>T40512</b> 3 Star / 9 lpm	G3014 G3010 G3008 G3006	L-L 14" Stdd Spout 10" Stdd Spout 08" Stdd Spout 06" Stdd Spout	Note- Until such time as all of our WELS Registration listings are fixed, you can order one of these WELS registered Spouts at <u>'no charge'</u> when ordering a Tap / Faucet from the below list. - The 2 part numbers will be shown on invoice. -	\$ 90.00
<b>GLOBAL Q - QUARTER TURN HOB / DECK Taps - STANDARD Spouts 1 PIN HANDLES</b>					
T39	Reg. No. <b>TM41105</b> 3 Star / 9 lpm	GQ01G3012 GQ01G30xx GQ01G30xx GQ01G30xx GQ01G30xx	12" Stdd Spout xx" Stdd Spout xx" Stdd Spout xx" Stdd Spout xx" Stdd Spout	Quarter Turn - 1 Pin Taps - Standard Spout SINGLE Hob Tap * 25mm Single Hole x 1. * 1/2" Male Inlet	\$ 742.00
T40	Reg. No. <b>TM41152</b> 3 Star / 9 lpm	GQ03G3012 GQ03G30xx GQ03G30xx GQ03G30xx GQ03G30xx	12" Stdd Spout xx" Stdd Spout xx" Stdd Spout xx" Stdd Spout xx" Stdd Spout	Quarter Turn- 1 Pin Taps - Standard Spout DUAL Hob Tap * 32mm Single hole x 1 * 1/2" Female Inlet Flexi Hoses	\$ 937.00
T41	Reg. No. <b>TM41153</b> 3 Star / 9 lpm	GQ05G3012 GQ05G30xx GQ05G30xx GQ05G30xx GQ05G30xx	12" Stdd Spout xx" Stdd Spout xx" Stdd Spout xx" Stdd Spout xx" Stdd Spout	Quarter Turn- 1 Pin Taps - Standard Spout Hob Tap EXPOSED BREACH Adj. * 25mm Hole x 2 * 1/2" Male Inlets * Adj.- 197-210mm	\$ 1,320.00
<b>GLOBAL Q - QUARTER TURN WALL Taps - Standard Spouts 1 PIN HANDLES</b>					
T42	Reg. No. <b>TM41154</b> 3 Star / 9 lpm	GQ11G3012 GQ11G30xx GQ11G30xx GQ11G30xx GQ11G30xx	12" Stdd Spout xx" Stdd Spout xx" Stdd Spout xx" Stdd Spout xx" Stdd Spout	Quarter Turn- 1 Pin Taps - Standard Spout Single WALL Tap. * 25mm Hole x 1, * 1/2" Male Inlet	\$ 742.00
T43	Reg. No. <b>TM41155</b> 3 Star / 9 lpm	GQ13G3012 GQ13G30xx GQ13G30xx GQ13G30xx GQ13G30xx	12" Stdd Spout xx" Stdd Spout xx" Stdd Spout xx" Stdd Spout xx" Stdd Spout	Quarter Turn- 1 Pin Taps - Standard Spout WALL STOPS for HIDDEN BREACH + Spout. * 32mm x 2 & 25mm x 1 Holes * 1/2" Female Centre Inlet	\$ 742.00
T44	Reg. No. <b>TM41156</b> 3 Star / 9 lpm	GQ14G3012 GQ14G30xx GQ14G30xx GQ14G30xx GQ14G30xx	12" Stdd Spout xx" Stdd Spout xx" Stdd Spout xx" Stdd Spout xx" Stdd Spout	Quarter Turn- 1 Pin Taps - Standard Spout WALL Exposed BREACH -Adjustable - STRAIGHT 25mm x 2 Holes, 1/2" Female Inlets Adj.- 197-210mm	\$ 1,425.00
T45	Reg. No. <b>TM41157</b> 3 Star / 9 lpm	GQ15G3012 GQ15G30xx GQ15G30xx GQ15G30xx GQ15G30xx	12" Stdd Spout xx" Stdd Spout xx" Stdd Spout xx" Stdd Spout xx" Stdd Spout	Quarter Turn- 1 Pin Taps - Standard Spout WALL Exposed BREACH -Adjustable - ELBOW * 25mm x 2 Holes, * 1/2" Femal Inlets * Adj.- 197-210mm	\$ 1,425.00

NOTE - For HOB & WALL mounted Standard Spouts only, refer to items :- T33 Hob / T38 Wall


# GLOBAL Q QUARTER TURN



## Tap Bodies No Spouts

HOB/DECK/WALL MOUNT



item	WELS Lic. 0308	Model No. / Pt. No.	Type & Height	Description	RRP \$ (excl GST)
<b>GLOBAL Q - QUARTER TURN HOB / DECK Tap Bodies - No Spouts 1 PIN HANDLES</b>					
M	Reg. No. <b>TM41198</b> 4 Star / 7.5 lpm	G31-6-9 G31-8-12 G31-9-12	L-L	 A = reach :- C to C / B = bench to aerator / C = height A-165, B-160, C-240, A-200, B-150, C-240, A-230, B-135, C-300.	\$ 95.50
T46	n/a	GQ01S		Quarter Turn Taps - <b>SINGLE Hob / Deck Mount Tap.</b> * 25mm hole. * 1/2" Male inlet	\$ 707.00
T47	n/a	GQ03S		Quarter Turn Taps - <b>DUAL Hob / Deck Mount.</b> * 25mm hole. * 1/2" female inlet Hoses (pair)	\$ 902.00
T48	n/a	GQ05S		Quarter Turn Taps - <b>HOB / Deck Mount EXPOSED BREACH - Adjustable</b> * 25mm hole x 2 - * 1/2" Male inlet * Adj.- 197-210mm	\$ 1,285.00
<b>GLOBAL Q - QUARTER TURN WALL Taps Bodies only - No Spouts 1 PIN HANDLES</b>					
T49	n/a	GQ11S		Quarter Turn Taps - <b>SINGLE WALL Mount.</b> * 25mm hole. * 1/2" Female inlet	\$ 712.00
T50	n/a	GQ13S		Quarter Turn Taps - <b>WALL STOPS for Hidden BREACH + Spout Outlet.</b> * 2 x 32mm & 1 x 25mm holes.	\$ 712.00
T51	n/a	GQ14S		Quarter Turn Taps - <b>WALL Exposed BREACH - Adjustable - STRAIGHT</b> * 25mm holes. Adj. 197-210mm * Adj. - 197-210mm	\$ 1,390.00
T52	n/a	GQ15S		Quarter Turn Taps - <b>WALL Exposed BREACH - Adjustable - ELBOW</b> * 25mm holes. * Adj.- 197-210mm	\$ 1,390.00

**NOTE:-**



Our 'Quarter Turn' Taps uses the 'RA' system, which means 'Rapid Action' spindles. This allows the spindle to quickly rise up & down with just a short turn of the handle.  
We have NOW developed this system to easily convert from 1/4 to 1/2 turn if required & can be done onsite.  
We use HydroSeal Jumper valves with 3 S/S Washers fitted over the pin.  
To convert, it is just a simple matter of removing 1 S/S washer.



# GLOBAL Q QUARTER TURN

## Hob/Wall Taps Standard Spouts

HOB/WALL MOUNT



item	WELS Lic. 0308	Model No. / Pt. No.	Type & Height	Description	RRP \$ (excl GST)
<b>GLOBAL Q - QUARTER TURN</b>					
			<b>HOB Taps - STANDARD Spouts</b>		<b>LEVER HANDLES</b>
N		L1	115mm	To change the Lever Handles size to another more suited for your need, just <b>alter</b> the <b>Suffix Code</b> to the one you want.	\$ 242.00
		L2	150mm		\$ 270.00
		L3	180mm		\$ 300.00
Prices are each					
T53	Reg. No. TM41105 3 Star / 9 lpm.	GQ01G3012-L [L1, L2, L3] GQ01G30XX-L [L1, L2, L3] GQ01G30XX-L [L1, L2, L3] GQ01G30XX-L [L1, L2, L3] GQ01G30XX-L [L1, L2, L3]	12" Stdd Spout xx" Stdd Spout xx" Stdd Spout xx" Stdd Spout xx" Stdd Spout	Quarter Turn - LEVER Taps - Standard Spout SINGLE Hob Tap * 25mm Single Hole x 1. * 1/2" Male Inlet	L-L B \$ 792.00
T54	Reg. No. TM41152 3 Star / 9 lpm	GQ03G3012-L (1 only) GQ03G30XX-L (1 only) GQ03G30XX-L (1 only) GQ03G30XX-L (1 only) GQ03G30XX-L (1 only)	12" Stdd Spout xx" Stdd Spout xx" Stdd Spout xx" Stdd Spout xx" Stdd Spout	Quarter Turn - LEVER Taps - Standard Spout DUAL Hob Tap * 32mm Single hole x 1 * 1/2" Female Inlet Flexi Hoses Note:- L1 is the only one to use with the GQ03 tap body.	L-L B \$ 966.00
T55	Reg. No. TM41153 3 Star / 9 lpm	GQ05G3012-L [L1, L2, L3] GQ05G30XX-L [L1, L2, L3] GQ05G30XX-L [L1, L2, L3] GQ05G30XX-L [L1, L2, L3] GQ05G30XX-L [L1, L2, L3]	12" Stdd Spout xx" Stdd Spout xx" Stdd Spout xx" Stdd Spout xx" Stdd Spout	Quarter Turn - LEVER Taps - Standard Spout HOB Tap EXPOSED BREACH Adj. * 25mm Hole x 2 * 1/2" Male Inlets * Adj.- 197-210mm	L-L B \$ 1,548.00
<b>GLOBAL Q - QUARTER TURN</b>					
			<b>WALL Taps - STANDARD Spouts</b>		<b>LEVER HANDLES</b>
T56	WELS Reg. No. TM41154 3 Star / 9 lpm	GQ11G3012-L [L1, L2, L3] GQ11G30XX-L [L1, L2, L3] GQ11G30XX-L [L1, L2, L3] GQ11G30XX-L [L1, L2, L3] GQ11G30XX-L [L1, L2, L3]	12" Stdd Spout xx" Stdd Spout xx" Stdd Spout xx" Stdd Spout xx" Stdd Spout	Quarter Turn - LEVER Taps - Standard Spout Single WALL Tap. * 25mm Hole x 1, * 1/2" Male Inlet	L-L B \$ 920.00
T57	WELS Reg. No. TM41155 3 Star / 9 lpm	GQ13G3012-L (L1, L2, L3) GQ13G30XX-L (L1, L2, L3) GQ13G30XX-L (L1, L2, L3) GQ13G30XX-L (L1, L2, L3) GQ13G30XX-L (L1, L2, L3)	12" Stdd Spout xx" Stdd Spout xx" Stdd Spout xx" Stdd Spout xx" Stdd Spout	Quarter Turn- LEVER Taps - Standard Spout WALL STOPS for HIDDEN BREACH + Spout. * 32mm x 2 & 25mm x 1 Holes * 1/2" Female Centre Inlet	L-L B \$ 853.00
T58	WELS Reg. No. TM41156 3 Star / 9 lpm	GQ14G3012-L [L1, L2, L3] GQ14G30XX-L [L1, L2, L3] GQ14G30XX-L [L1, L2, L3] GQ14G30XX-L [L1, L2, L3] GQ14G30XX-L [L1, L2, L3]	12" Stdd Spout xx" Stdd Spout xx" Stdd Spout xx" Stdd Spout xx" Stdd Spout	Quarter Turn - LEVER Taps - Standard Spout WALL Exposed BREACH -Adjustable - STRAIGHT * 25mm x 2 Holes, * 1/2" Female Inlets * Adj.- 197-210mm	L-L B \$ 1,531.00
T59	WELS Reg. No. TM41157 3 Star / 9 lpm	GQ15G3012-L [L1, L2, L3] GQ15G30XX-L [L1, L2, L3] GQ15G30XX-L [L1, L2, L3] GQ15G30XX-L [L1, L2, L3] GQ15G30XX-L [L1, L2, L3]	12" Stdd Spout xx" Stdd Spout xx" Stdd Spout xx" Stdd Spout xx" Stdd Spout	Quarter Turn- LEVER Taps - Standard Spout WALL Exposed BREACH -Adjustable - ELBOW * 25mm x 2 Holes, * 1/2" Femal Inlets * Adj.- 197-210mm	L-L B \$ 1,604.00

**NOTE:-**



Our 'Quarter Turn' Taps uses the 'RA' system, which means 'Rapid Action' spindles. This allows the spindle to quickly rise up & down with just a short turn of the handle.  
We have NOW developed this system to easily convert from 1/4 to 1/2 turn if required & can be done onsite.  
We use HydrOseal Jumper valves with 3 S/S Washers fitted over the pin. To convert, it is just a simple matter of removing 1 S/S washer.


# GLOBAL Q QUARTER TURN



## Hob Taps No Spouts Lever Handles

HOB/DECK MOUNT



item	WELS Lic. 0308	Model No. / Pt. No.	Type & Height	Description	RRP \$ (excl GST)
O	Reg. No. TM41198 4 Star / 7.5 lpm	G31-6-9 G31-8-12 G31-9-12	L-L 	A = reach :- C to C / B = bench to aerator / C = height A-165, B-160, C-240, A-200, B-150, C-240, A-230, B-135, C-300.	\$ 95.50
<b>GLOBAL Q - QUARTER TURN HOB Taps - No Spouts LEVER HANDLES</b>					
T60	N/A	GQ01S-L [L1, L2, L3]		Quarter Turn- LEVER Taps - SINGLE Hob GOOSENECK Spout * 25mm x 1 Hole. * 1/2" Female Inlet	\$ 707.00
T61	N/A	GQ03S-L [L1, L2, L3]		Quarter Turn- Lever Taps - DUAL Hob * 32mm x 1 Hole. * 1/2" Flexi Inlet Hoses - pair Note:- L1 is the only one to use with the GQ03 tap body.	\$ 902.00
T62	N/A	GQ05S-L [L1, L2, L3]		Quarter Turn- Lever Taps - HOB Exposed Breach - Adj. * 25mm x 2 Hole. * 1/2" Female Inlet * Adj. - 197-210mm	\$ 1,285.00
<b>GLOBAL Q - QUARTER TURN WALL Taps - No Spouts LEVER HANDLES</b>					
T63	N/A	GQ11S-L [L1, L2, L3]		Quarter Turn- Lever Taps - SINGLE Wall Tap * 25mm x 1 Hole. * 1/2" Female Inlet	\$ 735.00
T64	N/A	GQ13S-L [L1, L2, L3]		Quarter Turn- Lever Taps - WALL STOPS for Hidden Breach + Spout Outlet. * 32mm x 2 Hole & 25mm x 1 * 1/2" Female center Inlet	\$ 712.00
T65	N/A	GQ14S-L [L1, L2, L3]		Quarter Turn- Lever Taps- WALL Exposed BREACH - Adjustable - STRAIGHT * 25mm x 2 Hole. * 1/2" Female Inlet * Adj. - 197-210mm	\$ 1,391.00
T66	N/A	GQ15S-L [L1, L2, L3]		Quarter Turn- Lever Taps- WALL Exposed BREACH - Adjustable - ELBOW * 25mm x 2 Hole. * 1/2" Female Inlet * Adj. - 197-210mm	\$ 1,463.00

**NOTE:-**

Our 'Quarter Turn' Taps uses the 'RA' system, which means 'Rapid Action' spindles. This allows the spindle to quickly rise up & down with just a short turn of the handle.  
We have NOW developed this system to easily convert from 1/4 to 1/2 turn if required & can be done onsite.  
We use HydrOseal Jumper valves with 3 S/S Washers fitted over the pin.  
To convert, it is just a simple matter of removing 1 S/S washer.



**HOB/DECK MOUNT**


item	WELS Lic. 0308	Model No. / Pt. No.	Type & Height	Description	RRP \$ (excl GST)
<b>GLOBAL MixA HOB / DECK Taps</b>					
T67	Reg. No. <b>T40186</b> 4 Star / 7.5 lpm	<b>GMS</b>	262mm O/A Spout Reach	<b>SINK Mixer - Swivel CP SPOUT</b> Supplied with <b>Standard &amp; Lever Handles</b> + 2 x Indicators (Y/B = Yellow & Blue) - (R/B = Red & Blue) 35mm Hole & 1/2" female Flexi Hoses.	\$ 166.00
T68	Reg. No. <b>T40187</b> 3 Star / 8 lpm	<b>GMB</b>	184mm O/A Spout Reach	<b>BASIN Mixer - Solid Cast</b> Supplied with <b>Standard &amp; Lever Handles</b> + 2 x Indicators (Y/B = Yellow & Blue) - (R/B = Red & Blue) 35mm Hole & 1/2" female Flexi Hoses.	\$ 166.00
T69	Reg. No. <b>T41444</b> 5 Star / 5.5 lpm	<b>GMB-SVL</b>	160mm O/A Spout Reach	<b>Basin or Short Sink Mixer - Swivel CP SPOUT</b> Supplied with <b>Standard &amp; Lever Handles</b> + 2 x Indicators (Y/B = Yellow & Blue) - (R/B = Red & Blue) 35mm Hole & 1/2" female Flexi Hoses.	\$ 166.00
T70	Reg. No. <b>T40188</b> 5 Star / 5.5 lpm	<b>GM-GNC</b>	185mm Reach . 240mm aerator height from sink. 348mm O/All Height.	<b>SINK Mixer - Swivel CP - GOOSENECK CURVED SPOUT</b> c/w Standard Handle only & Indicators (R/B) 35mm Hole & 1/2" female Flexi Hoses.	\$ 234.00
T71	Reg. No. <b>T40192</b> 5 Star / 6 lpm	<b>GM-GNS</b>	205mm Reach . 220mm aerator height from sink. 313mm O/All Height.	<b>SINK Mixer - Swivel CP - GOOSENECK SQUARE SPOUT</b> c/w Standard Handle only & Indicators (R/B) 35mm Hole & 1/2" female Flexi Hoses.	\$ 234.00

## GLOBAL HANDZFREE

### Hob Electronic Tapware


**HOB MOUNT**


item	WELS Lic. 0308	Pt. No.		Description	RRP \$ (excl GST)
<b>GLOBAL HandZfree Products HOB ELECTRONIC TAPWARE</b>					
T72	WELS Reg. No. <b>T37432</b> -listed as 100-0175-5 Star / 7 lpm lic. No. 060073	<b>AUO175</b>	<b>25mm Hole</b>	Autoflo Electronic HandZFree GOOSENECK Basin Tap -240V / 12DC Aust. Made - Includes separate Powerpack, Solenoid, Eyebody & Spout	\$ 570.00
T73	WELS Reg. No. <b>T27672</b> -listed as NR402CH-6 Star / 6 lpm lic. No. 060073	<b>GHF-402</b>	<b>25mm Hole flexi Hose</b>	HandZfree <b>GOOSENECK</b> Spout. - Basic Looking w- Battery Backup Chinese made. -includes: 1 x Sensor Spout Tap w- Built in Solenoid / 1 x Control Box / 1 x power adaptor.	\$ 600.00
T74	WELS Reg. No. <b>T27671</b> -listed as NR403CH-6 Star / 6 lpm lic. No. 060073	<b>GHF-403</b>	<b>25mm Hole flexi Hose</b>	HandZfree <b>SQUARE</b> Spout. - Smart Looking w- Battery Backup Chinese Made. -includes: 1 x Sensor Spout Tap w- Built in Solenoid / 1 x Control Box / 1 x power adaptor.	\$ 625.00




# GLOBAL TAPWARE

## WASH-WARE



### GLOBAL WASH-WARE

HOSE REELS	PLASTIC	21
WASHDOWN GUNS		22
HOSE REELS	METAL - White Powder Coat	22
MISCELLANEOUS HOSES - BRACKETS - EXTENSIONS - HARNESS		23
RUBBER HOSES	RED & YELLOW	23
COMBI KITS	Hanging or Pull Out & Gun with Bracket	24
PAN ROOM KITS	GUNS & HOSES / Couplings & Plugs	25



item		Model No. / Pt. No.	Type & Height	Description	RRP \$ (excl GST)
<b>GLOBAL WASH-WARE HOSE REELS - PLASTIC</b>					
W1	n/a	GTHR1215RED		<b>Hot Wash Hose Reel only - Red Polypropelene Casing.</b> 12mm i.d. x 15mt Hose only with Spring Guard protection & Bumper at end incl'.s - 1.5mt Inlet Hose, 3/8 x 1/2 Brass Nilpple & 1/2" M&F Elbow.  USED for Low & High Wall Mounting  <i>Hanging Option -</i> For Mounting High on Wall use the metal Bracket option & have hose inverted so it is closer to floor for pulling out. Creates less stress on the Post Hole Hinge of the Reel.	\$ 679.00
W2	n/a	GTHR1215REDSG		<b>Hot Wash Hose Reel + GUNNA-BLU Washdown Gun</b> 12mm i.d. x 15mt Hose only with Spring Guard protection & Bumper incl'.s - 1.5mt Inlet Hose, 3/8 x 1/2 Brass Nilpple & 1/2" M&F Elbow  <i>Hanging Option -</i> For Mounting High on Wall use the metal Bracket option & have hose inverted so it is closer to floor for pulling out. Creates less stress on the Post Hole Hinge of the Reel.	\$ 896.00
W3	n/a	GTHR1215RED-MBB		<b>Hot Wash Hose Reel w- Black Metal Bracket - Red Polypropelene Cover</b> 12mm i.d. x 15mt Hose only with Spring Guard protection & Bumper at end. incl'.s - 1.5mt Inlet Hose, 3/8 x 1/2 Brass Nilpple & 1/2" M&F Elbow  USED for Low & High Wall Mounting  <i>Hanging Option -</i> For Mounting High on Wall use metal Brackets. Have hose inverted so it is closer to floor for pulling out.	\$ 770.00
Not Shown	n/a	GTHR1215RED-MBB-SG		<b>Hot Wash Hose Reel w- <u>BLACK</u> Metal Bracket +GUNNA-BLU</b> 12mm i.d. x 15mt Hose only with Spring Guard protection & Bumper at end incl'.s - 1.5mt Inlet Hose, 3/8 x 1/2 Brass Nilpple & 1/2" M&F Elbow.  USED for High Wall Mounting	\$ 905.00
W4	n/a	GTHR1215RED-MBW		<b>Hot Wash Hose Reel w- White Metal Bracket - Red Polypropelene Cover</b> 12mm i.d. x 15mt Hose only with Spring Guard protection & Bumper at end incl'.s - 1.5mt Inlet Hose, 3/8 x 1/2 Brass Nilpple & 1/2" M&F Elbow.  USED for High Wall HANGING  <i>Hanging Options -</i> You can have the hose near the wall or further out from wall.	\$ 819.00
Not Shown	n/a	GTHR1215RED-MBW-SG		<b>Hot Wash Hose Reel w- <u>WHITE</u> Metal Bracket +GUNNA-BLU</b> 12mm i.d. x 15mt Hose only with Spring Guard protection & Bumper at end incl'.s - 1.5mt Inlet Hose, 3/8 x 1/2 Brass Nilpple & 1/2" M&F Elbow.  USED for High Wall HANGING  <i>Hanging Options -</i> You can have the hose near the wall or further out from wall.	\$ 955.00

# GLOBAL WASH-WARE

## Washdown Guns



W5



W6



W7



W8

item	WELS Lic. 0308	Model No. / Pt. No.	Type & Height	Description	RRP \$ (excl GST)
<b>GLOBAL WASH-WARE WASHDOWN GUNS</b>					
W5	2022 WELS Ruling :- No WELS Registration Required for these	GW-WDG12SV		"SupaWash" Plastic Washdown Gun * Super tough & yet lightweight * 1/2" Female Inlet.	\$ 333.00
W6	2022 WELS Ruling :- No WELS Registration Required for these	GUNNA-BLU		S/S Washdown Gun - BLUE Cover * Tough. Made from cast Stainless Steel * 1/2" Swivel Female Inlet - uses Quik Connect Coupling & Plug.	\$ 255.00
W7	2022 WELS Ruling :- No WELS Registration Required for these	GUNNA-RED		S/S Washdown Gun - RED Cover * Tough. Made from cast Stainless Steel * 1/2" Swivel Female Inlet - uses Quik Connect Coupling & Plug.	\$ 255.00
W8	2022 WELS Ruling :- No WELS Registration Required for these	GUNNA-WH		S/S Washdown Gun - WHITE Cover * Tough. Made from cast Stainless Steel * 1/2" Swivel Female Inlet - uses Quik Connect Coupling & Plug.	\$ 255.00



W15

White Metal Hose Reel - Heavy Duty - Bare - No Hose

15mt Hose capacity  
20mt Hose capacity  
30mt Hose capacity


**\*\* Imported Product = Below pricing subject to regular change**

item	Pt. No.	- Mijin Brand from Sth Korea			RRP \$ (excl GST)
<b>GLOBAL WASH-WARE HOSE REELS - METAL - White Powder Coat</b>					
W15	Limited Supply	GWZ-HR15WM-B GWZ-HR20WM-B GWZ-HR30WM-B	15mt Reel 20mt Reel 30mt Reel	White Metal Hose Reel - Heavy Duty - Bare - No Hose 15mt Hose capacity 20mt Hose capacity 30mt Hose capacity	No Disc't = <b>NETT PRICES</b> \$ 850.00 \$ 975.00 \$ 1,180.00



# GLOBAL WASH-WARE

## Hoses Brackets, Hose Reels Metal



item		Model No. / Pt. No.	Type & Height	Description	RRP \$ (excl GST)
<b>GLOBAL WASH-WARE HOSES - BRACKETS - Extensions - HARNESS</b>					
W9	Limited supply	GTHRIH12M34F		Inlet Hose - Suit RED Hose Reel <b>WHITE PVC Hybrid Hose</b> - 1/2" M x 3/4" F x 1.0 or 1.5mt	\$ 128.00
W10	Limited supply	GTHWH02MF	2mt	Hot / Cold Wash	\$ 96.50
		GTHWH05MF	5mt	<b>WHITE PVC Hybrid Hose</b> and is classified as a Budget Type hose - For a better quality see our Rubber hoses on next page.	\$ 144.00
		GTHWH10MF	10mt		\$ 225.00
		GTHWH15MF	15mt	Hybrid Hose has limitations such as being attacked by animal fats, msg, etc...	\$ 305.00
		GTHWH20MF	20mt	For Best Protected - regularly (weekly) wipe down with Vegetable Oil.	\$ 385.00
		GTHWH25MF	25mt		\$ 465.00
W11	Limited supply	GTHRWBKT-MBW		<b>Wall Bracket - Swing Type</b> - White Powder Coated Metal for Plastic Hot Wash Reels	\$ 127.50
W12	Limited supply	GTHRWBKT-MBB		<b>Wall Bracket - Wall Mount Type</b> - Black Powder Coated Metal for Plastic Hot Wash Reels	\$ 90.00
W13	Limited supply	GTHWHSGEXT		<b>Extension Hot Wash Hose w- Spring Guard</b> - made to Help Protect Hose & to be replaceable - 300mm x 1/2" M&F	\$ 55.00
W14	Made to Order	GTHWH-HARNESS		<b>HARNESS Kit</b> to suit Loose Mounted Hose (No Reel)	\$ 40.00



item		Model No. / Pt. No.	Type & Height	Description	RRP \$ (excl GST)
<b>GLOBAL WASH-WARE QUALITY RUBBER HOSES - RED &amp; YELLOW</b>					
W16	Made To Order	GZ- HWH1215RH	15mt Hose	<b>Multi Purpose RED NITRILE RUBBER HOSE</b> , to suit Metal Reel <i>Suit HOT &amp; COLD</i>	\$ 425.00
		GZ- HWH1220RH	20mt Hose	This Hose is suitable for transfer of Air, Water, Oil, & Alcohol Blended fuels incl Leaded / unleaded petrol. It has excellent resistance to petroleum products, diesel, Lube Oils.	\$ 455.00
		GZ- HWH1230RH	30mt Hose	<b>FITTINGS:-</b> S/S 1/2" Male x Female crimped on either ends.	\$ 595.00
W17	Made To Order	GZ- HWH1201RH	1mt long	<b>INLET Hose for Metal Reel - RED Multi Purpose Hose</b> -12 id x 1mt. Crimped on Fittings - S/S 1/2" Male x 1/2" female	\$ 198.00

# GLOBAL WASH-WARE

## Quality Rubber Hoses, Combi Kits



item	Model No. / Pt. No.	Type & Height	Description	RRP \$ (excl GST)
<b>GLOBAL WASH-WARE Products - COMBI KITS - Hanging or Pull Out &amp; Gun with Bracket</b>				
W20	GCOMBIKIT-WMK		<b>Combi Washdown Gun Kit</b> - Watermarked Thumb Trigger Gun, Bracket, 1.5mt PVC Coat S/S Braid Hose, Dual Check Valve + 3/4" adaptor	\$ 320.00
W21	GCOMBI-PO		<b>PULL OUT GUN Kit</b> - Watermarked Thumb Trigger Gun, Hob Pull Out Housing, 2mt PVC Coat S/S Braid Hose, Dual Check Valve + 3/4" adaptor	\$ 364.00
W22	GCOMBIG12WB		<b>COMBI GUN &amp; BRACKET</b> only	\$ 168.00



item	W23	W24	W25	W26	W27	W28	W29
Model No. / Pt. No.	Type & Height	Description	RRP \$ (excl GST)				
<b>GLOBAL WASH-WARE PAN ROOM KITS / GUNS &amp; HOSES / Coupling &amp; Plug</b>							
W23	WELS Reg. T40480 6Star / 4.5 lpm	GPANROOMKIT-A		PAN ROOM WASH Kit - Watermarked Gun (Angled), Brkt, 2mt S/S Braid PVC Coat Hose, Dual Check, 3/4 adaptor			\$ 465.00
W24	WELS Reg. T40480 6Star / 4.5 lpm	GPANROOMKIT-S		PAN ROOM WASH Kit - Watermarked Gun (Straight), Brkt, 2mt S/S Braid PVC Coat Hose, Dual Check, 3/4 adaptor			\$ 399.00
W25 W26	WELS Reg. T40480 6Star / 4.5 lpm	G50PR-HDL12 G50PR-A-HDL12		PAN ROOM WASH GUN & HANDLE - w/- 1/2" mi connection Straight Spray Head Gun + Handle + 1/2" MI Angled Spray Head Gun + Handle + 1/2" MI			\$ 161.00 \$ 421.00
W27	n/a	EFH0630AK EFH0850AK EFH1000AK EFH2000AK	630mm long 850mm long 1mt long 2mt long	Combi Hose replacements- EUROFLEX S/S Braided Hose with PVC Coating & Anti-kink Spring on 1/2" Swivel Female ends.			\$ 128.00 \$ 204.00 \$ 214.00 \$ 218.00
W28	n/a	GQR34COUP-AS-F-CP		3/4" Female COUPLING CP with AUTO SHUT OFF			\$ 95.00
W29	n/a	GQR34PLUG-M-CP		3/4" Male PLUG CP			\$ 35.00



# GLOBAL TAPWARE

## MIXED GROUPS



### GLOBAL SCRAP CATCHER™

WASTE CONTROL Valves & Parts

### GLOBAL HandZfree

S/S KNEE BASINS - CENTRE PANEL

S/S FOOT / KNEE Valves

### GLOBAL CATERING

STAINLESS STEEL GLASS / JUG FILLERS - PEDESTAL TYPE

### GLOBAL iNOX

S/S CLEANERS SINKS

S/S BASINS

S/S DRIP TRAYS

S/S BABY BATH

S/S LABORATORY BOWL

27

30

28

31

29

31

31

31

31



M1

M2

M3

M4

item	WELS Lic. 0308	Model No. / Pt. No.	Type & Height	Description	RRP \$ (excl GST)
<b>GLOBAL SCRAP CATCHER™ WASTE CONTROL Valves &amp; Parts</b>					
M1	n/a	<b>GSC90PU</b>		<b>Twist Pop Up - <u>Waste Valve</u></b> . - Chromed. - Watermarked - * Opening 90mm x 2" Outlet - machined to suit plastic waste Trap w- lip. * Incl's Flat Strainer - Twist Lock Basket Strainer sold separately	\$ 269.00
M2	n/a	<b>GSC90TB</b>		<b>Twist Waste Valve - Basket Controlled</b> - Chromed Opening 90mm x 2" Outlet. -suit plastic waste w- lip. - Includes Basket Strainer. To Close = Twist Lock Basket Strainer / To Open = Twist & Lift	\$ 66.00
M3	n/a	<b>GSC-BSK-LI</b>		<b>Twist Lock-in Basket Strainer</b> - suit Twist Pop Up	\$ 73.00
M4	n/a	<b>GSC-RRK</b>		<b>Twist Pop Up - Waste Valve REPAIR KIT.</b> - 1 x Round Rubber Ring -1 x Flat Rubber Ring	\$ 7.50

# GLOBAL HANDZFREE

## Knee Basins



M5		M6			
item	WELS Lic. 0308	Model No. / Pt. No.	Type & Height	Description	RRP \$ (excl GST)
<b>GLOBAL HandZfree Products</b>		<b>- KNEE BASINS</b>		<b>- CENTRE PANEL</b>	
<b>M5</b>	Spouts is WELS Reg. <b>T39425</b> @ 3star / 8 lpm Lic. No. 0107 -Model 7BS221CL	<b>GI-KOB01TV</b>	<b>Short Splashback.</b>	<b>KNEE BASIN - CENTRE PUSH PANEL :- Plain / Standard Polished S/S Bowl &amp; No.4 S/S Panelling.</b>	<b>\$ 960.00</b>
		<b>GI-KOB01TVSB</b>	<b>High Splashback.</b>	Supplied with : <i>Tempering Valve, Push Valve, Spout, Waste &amp; Plug .</i>	<b>\$ 1,035.00</b>
<b>M6</b>	Spouts is WELS Reg. <b>T39425</b> @ 3star / 8 lpm Lic. No. 0107 -Model 7BS221CL	<b>GI-KOB01TV-W</b>	<b>Short Splashback.</b>	<b>KNEE BASIN - CENTRE PUSH PANEL:- Coloured Polished S/S Bowl &amp; White Panelling - (Panels are Powdered Coated.)</b>	<b>\$ 1,095.00</b>
		<b>GI-KOB01TVSB-W</b>	<b>High Splashback.</b>	Supplied with : <i>Tempering Valve, Push Valve, Spout, Waste &amp; Plug .</i>	<b>\$ 1,170.00</b>



item	WELS Lic. 0308	Model No. / Pt. No.	Type & Height	Description	RRP \$ (excl GST)
<b>GLOBAL HandZfree Products - FOOT / KNEE Valves</b>					
M7	n/a	GS-FV1S		<b>STAINLESS STEEL FOOT VALVE - SHORT SINGLE CONTROL.</b> suit Hot / Tempered & Cold Supply Water lines in / Single Out * 1 x 1/2" Inlets + 1 x 1/2" Outlet * Mounting Lugs w- holes	\$ 379.00
M8	n/a	GS-FV2S		<b>STAINLESS STEEL FOOT VALVE - SHORT DOUBLE CONTROL.</b> suit Hot / Tempered & Cold Supply Water lines in / Single Out * 2 x 1/2" Inlets + 1 x 1/2" Outlet * Mounting Lugs w- holes	\$ 529.00
M9	n/a	GS-FV1L		<b>STAINLESS STEEL FOOT VALVE - LONG SINGLE CONTROL.</b> suit Hot / Tempered & Cold Supply Water lines in / Single Out * 1 x 1/2" Inlets + 1 x 1/2" Outlet * Mounting Lugs w- holes	\$ 432.00
M10	n/a	GS-FV2L		<b>STAINLESS STEEL FOOT VALVE - LONG DOUBLE CONTROL.</b> suit Hot / Tempered & Cold Supply Water lines in / Single Out * 2 x 1/2" Inlets + 1 x 1/2" Outlet * Mounting Lugs w- holes	\$ 595.00
M11	n/a	GS-KV1		<b>STAINLESS STEEL KNEE VALVE - SINGLE CONTROL.</b> suit Single or Tempered Water Supply line in / Single Out * 1 x 1/2" INLET & 1 x OUTLET * Mounting Lugs w- holes	\$ 387.00
M12	n/a	GS-KV2		<b>STAINLESS STEEL KNEE VALVE - DOUBLE CONTROL.</b> suit Hot / Tempered & Cold Water Supply lines in / Single Out * 2 x 1/2" INLET & 1 x OUTLET * Mounting Lugs w- holes	\$ 528.00

# GLOBAL CATERING

## Stainless Steel Glass/Jug Fillers



M13



M14



M15



M16



M17

item	WELS Lic. 0308	Model No. / Pt. No.	Type & Height	Description	RRP \$ (excl GST)
<b>GLOBAL CATERING Products - STAINLESS STEEL GLASS / JUG FILLERS - PEDESTAL TYPE</b>					
M13	NOT FOR SALE YET -PENDING - WELS Reg. TMXXXXX X STAR / X LPM	GCGF300P		S/S GLASS FILLER - SINGLE HEAD PEDESTAL 1/2" MALE INLET	\$ 603.00
M14	NOT FOR SALE YET -PENDING - WELS Reg. TMXXXXX X STAR / X LPM	GCGF300PDB		S/S GLASS FILLER - DOUBLE HEAD PEDESTAL 1/2" MALE INLET	POA
M15	NOT FOR SALE YET -PENDING - WELS Reg. TMXXXXX X STAR / X LPM	GCGF350PSK		S/S GLASS FILLER - SINGLE HEAD PEDESTAL & SINK 1/2" MALE INLET	\$ 1,098.00
M16	NOT FOR SALE YET -PENDING - WELS Reg. TMXXXXX X STAR / X LPM	GCGFVH		S/S GLASS FILLER VALVE HEAD ONLY - 3/8 FI	\$ 477.00
M17		GCGFRK		S/S GLASS FILLER VALVE REPAIR KIT	\$ 140.00



AVAILABLE FOR SALE ONLY IN SOUTH EAST QLD




M18 M19 M20 M21 M22 M23 M24 M25

item	Details	Model No. / Pt. No.	Other Details	Description	RRP \$ (excl GST)
<b>GLOBAL iNOX Products - BASINS / SINKS</b>					
M18	555 x 455mm 200mm deep	GI-CSG GI-CSG-AL GI-CSG-WB		<b>CLEANERS SINK c/w- 50mm plug &amp; waste. 18/10 Stainless</b> CLEANERS SINK with Grate only CLEANERS SINK & GRATE with LEGS -adjustable (pair) CLEANERS SINK & GRATE with WALL BRACKETS (pair)	\$ 333.00 \$ 407.00 \$ 378.00
M19	400 x 400mm 400 x 430mm 400 x 180mm	GI-CS-WB GI-CS-LEGS GI-HB-WB		CLEANERS SINK WALL BRACKETS (pair) CLEANERS SINK LEGS -adjustable (pair) HAND BASIN WALL BRACKETS (pair)	\$ 35.00 \$ 63.00 \$ 24.00
M20	O/A = 200W x 200L Cut Hole=172 x 172, Depth = 21. Spigot=18dia x 50	GI-DT		<b>DRIP TRAY - 304 Stainless.</b> Removalable inner tray sits just below top lip / flange	\$ 285.00
M21	O/A = 300W x 355L Bowl = 250 x 250, Depth = 300. Outlet = 40mm	GI-HB-SL-X	Tap Hole 25MM CENTRE	<b>HANDBASIN - 12.5 Ltr</b> <b>18 / 10 Stainless / Steel</b> - Slim Line Size - SQUARE CORNERS - 40mm Plug & Waste supplied - Supplied with Wall Brackets	\$ 250.00
M22	O/A = 500 x 420 Bowl = 435 x 285, Depth = 170. Outlet = 40mm	GI-HB1SQ-WB25C-X GI-HB1SQ-WB32C-X GI-HB1SQ-WB3TH-X	Tap Hole 25MM CENTRE 32MM CENTRE 3 Tap Hole	<b>HANDBASIN - 14 Ltr</b> <b>-18 / 10 Stainless Steel</b> - Standard Size - SQUARE CORNERS - 40mm Plug & Waste supplied - Supplied with Wall Brackets	\$ 228.00 \$ 228.00 \$ 235.00
M23	O/A= 500 x 420 Bowl = 435 x 285, Depth = 180. Outlet = 40mm	GI-HB1RD-WB25C-X GI-HB1RD-WB32C-X GI-HB1RD-WB3TH-X	Tap Hole 25MM CENTRE 32MM CENTRE 3 Tap Hole	<b>HANDBASIN - 13 Ltr</b> - Standard Size - ROUND CORNERS - 40mm Plug & Waste supplied - Supplied with Wall Brackets	\$ 228.00 \$ 228.00 \$ 235.00
M24	O/A= 520W x 670L Bowl = 456 x 606, Depth = 200. Outlet = 50mm	GI-BB		<b>BABY BATH</b> - 1.2mm 304 S/S + Bolts & Nuts for fixing	\$ 615.00
M25	O/A= 364W x 364L Bowl = 300 x 300, Depth = 250. Outlet = 50mm	GI-LB		<b>LABORATORY BOWL</b> 1.2mm 316 S/S Polished Flange - suit Top Mount	\$ 660.00



# GLOBAL TAPWARE

## ACCESSORIES & SPARE PARTS



### GLOBAL ACCESSORIES & SPARE PARTS

#### HOSES

UNIVERSAL HOSES	33
PRE-RINSE HOSES - Watermarked	33
Specially made Hoses	33
PRE-RINSE HOSES - Original FISHER Mftg Co.	33

#### GUNS

UNIVERSAL GUNS	34
Spray Guns Complete	34
Spray Guns Components	34
Pot Filler Guns	34
Glass Filler Guns	34

### SPARE PARTS

SPRAY GUN PARTS & COMPONENTS	34
TAP BODY REPAIR KITS	35
Pre-Rinse Sub-Assembly (Top part)	35
SPOUTS	36
Autoflo Parts	36
TAP FIX-A-PLATE	36
Hanging Bracket	36
QUIK RELEASE COUPLINGS & PLUGS	
Adapters & Sockets	37
3/4 WALL TAP REPAIR KITS & SPOUT - for Powersoaker Sink	37
ENCORE Brand TAP REPAIR KITS	37
3Monkeez Brand Chrome Tap REPAIR KITS	37

















item	PHOTO	Pt. No.	Details	Description	RRP \$ (excl GST)
<b>GLOBAL ACCESSORIES UNIVERSAL HOSES / Pre-Rinse Hoses</b>					
A1		GPRH900U GF2918A GPRH970U	900mm 900mm 970mm	NEW Style <b>UNIVERSAL S/S Pre-Rinse Hose - 'Watermarked'</b> . Designed to suit all genuine PR Hoses & configurations. The 900mm Hose is supplied as a Fisher Alternative hose under its own code or previous Fisher code (GF), with the 970 long as option.	\$ 260.00 \$ 260.00 \$ 266.00
A2		GPRH0650M GPRH0900M GPRH0970M	650mm 900mm 970mm	NEW Style <b>MULTI-PURPOSE S/S Pre-Rinse Hose - 'Watermarked'</b> . Designed to suit all genuine PR Hoses & configurations.	\$ 198.00 \$ 205.00 \$ 213.00
A3		GPRH0650F GPRH0900F GPRH0970F	650mm 900mm 970mm	NEW Style <b>Fisher Alternative S/S Pre-Rinse Hose - 'Watermark'</b> w/- 1/2"FI Swivel Ends + Adaptors to Suit Fisher Hose setup	\$ 159.00 \$ 167.00 \$ 175.00
A4		GPRH0650S GPRH0730S GPRH0900S GPRH0970S GPRH1000S GPRH1500S GPRH2000S GPRH3000S	650mm 730mm 900mm 970mm 1mt 1.5mt 2mt 3mt	NEW Style - <b>Standard S/S Pre-Rinse Hose. 'Watermarked'</b> comes with 1/2"FI Swivel Ends & thick Fibre Washers to allow rotation.	\$ 125.00 \$ 130.00 \$ 135.00 \$ 145.00 \$ 167.00 \$ 178.00 \$ 200.00 \$ 233.00
<b>GLOBAL ACCESSORIES Specially made PR Hoses</b>					
A5		GPRD915UK GPRD860UK GPRD750UK GPRD600UK	915mm 860mm 750mm 600mm	<b>Multi Purpose Domestic Type FLEXIE Hose- Braided &amp; PVC Coated -</b> 8mm i.d. x 1mt long - c/w 1/2" x 3/8" Female ends + a special adaptor :-M1 x 3/8 Nipple. Suits: <b>Wolfen, Gentec, Other</b>	\$ 90.00 \$ 87.00 \$ 81.00 \$ 72.00
A6		OF500P-SS OF750P-SS OF1000P-SS OF1500P-SS	500mm 750mm 1mt 1.5mt	<b>OZFLEX™ Fully 304 STAINLESS STEEL FLEXIE Hose</b> S/S Braided PVC Coated. w- 1/2" S/S Female Nut & Tails, Crimped. <b>suitable for R.O. Application</b>	\$ 81.00 \$ 88.00 \$ 99.00 \$ 115.00
<b>GLOBAL ACCESSORIES ORIGINAL FISHER Mftg Co. PR Hoses</b>					
A7		GF2918A	n/a	<b>UNIVERSAL Genuine FISHER Pre-Rinse HOSE</b> Suits most genuine commercial PR set ups incl.g - Fisher / Rinse-Mate / Enware / Galvin / Encore / T&S / 3 Mkz / MAG ** NOTE:- Used for KFC Store work [Not Watermarked hose]	\$ 320.00
A8		GF2918	n/a	<b>Genuine FISHER Hose &amp; Handle &amp; ADAPTORS - 915mm</b> suits - T & S / Encore / Fisher / Rinse-Mate [ not Watermarked ]	\$ 227.00
A8		GF2914	n/a	<b>Genuine FISHER HOSE only - Standard 915mm</b> c/w 1/4" Male x 3/4unf male [ not Watermarked ] ** NOTE:- Used for KFC Store work	\$ 197.00
A9		GF2914-C	n/a	<b>Genuine FISHER HOSE only Café 660mm Long</b> c/w 1/4" Male x 3/4unf male [ not Watermarked ]	\$ 242.00
A10		GF2918-2949-1	GUN - WELS Reg. T40480 6Star / 4.5 lpm	<b>GLOBAL FISHER GUN &amp; Genuine FISHER HOSE :- Type 1</b> <b>Contains :-</b> G2949-B (Gun), G5208 (Handle), GF2918 (Hose) + 1 x Adaptor ** NOTE:- Used for KFC Store work [Not Watermarked hose]	\$ 400.00
A11		GF2918-2949-2	GUN - WELS Reg. T40480 6Star / 4.5 lpm	<b>GLOBAL FISHER GUN &amp; Genuine FISHER HOSE :- Type 2</b> <b>Contains :-</b> G2949-B (Gun), G5208 (Handle), GF2918 (Hose) + 2 x Adaptors ** NOTE:- Used for KFC Store work. [Not Water Marked hose]	\$ 423.00

# GLOBAL ACCESSORIES



## Universal Guns, Spray Guns/Glass-Pot Filler Guns

item	PHOTO	Pt. No.	WELS	Description	RRP \$ (excl GST)
<b>GLOBAL ACCESSORIES &amp; SPARE PARTS - UNIVERSAL GUNS / Spray Guns / Glass - Pot Filler Guns</b>					
A12		GF2949-2913A	WELS Reg. T14469 6 Star / 3.5 lpm	<b>UNIVERSAL Pre-Rinse SPRAY GUN - Original.</b> - Flat Fan Spray Tip only. - <i>Use for Vic. Govt. VEET prog.</i> Suits most genuine commercial PR set ups incl.g - Fisher / Rinse-Mate / Enware / Galvin / Encore / T&S / 3 Mkz / MAG	\$ 284.00
A13		GF2949-2913A	WELS Reg. T40480 6 Star / 4.5 lpm	<b>NEW - UNIVERSAL S/S SPRAY GUN</b> - S/S Triple Jet Spray Tip only -Ideal for General & R.O. water applications Multi-Purpose- Spray Gun, Handle, 1/2" Male & 7/8unf Adaptor	\$ 284.00
A14		GF2949HDL12M  G500A	WELS Reg. T40480 6 Star/ 4.5 lpm	<b>S/S SPRAY GUN only - for General &amp; R.O. water applications</b> S/S Triple Jet Spray Tip + Handle & 1/2" Male S/S Triple Jet Spray Tip + Handle only	\$ 275.00
A15		G2949-B	WELS Reg. T40480 6Star / 4.5 lpm	<b>SS SPRAY GUN only - for General &amp; R.O. water applications</b> S/S Jet Spray Tip suits:- GLOBAL FISHER Stainless Steel Handle Special Code for 'True Wash' brand	\$ 205.00
A16		G50PR-A	Not For Sale WELS Reg. Pending TMxxxxx xStar / x lpm	<b>PAN ROOM SPRAY GUN only. Angled Spray Head.</b>	\$ 265.00
A17		G5208  G520812M	n/a	S/S SPRAY VALVE HANDLE only - suits Guns above.  S/S SPRAY VALVE HANDLE + 1/2" Male - suits Guns above.	\$ 88.00  \$ 102.00
A18		G50PF-HDL12M	Not For Sale WELS Reg. Pending TMxxxxx xStar / x lpm	<b>POT / KETTLE FILLER GUN &amp; HANDLE</b> supplied with Squeeze Lever Clip "On/ Off" & Hooked Head.	\$ 395.00
A19		G50PF	Not For Sale WELS Reg. Pending TMxxxxx xStar / x lpm	<b>SPRAY GUN - POT FILLER Hook - Aerator Style Tip</b>	\$ 320.00
A20		G50GF-HDL12M	Not For Sale WELS Reg. Pending TMxxxxx xStar / x lpm	<b>PAN ROOM SPRAY GUN only - Straight Spray Head</b>	\$ 355.00
A21		G50GF	Not For Sale WELS Reg. Pending TMxxxxx xStar / x lpm	<b>SPRAY GUN only - Glass Filler - Aerator Style Tip</b>	\$ 260.00
A22		G50BM-BK G50BM-BL G50BR	n/a	SPRAY VALVE BUMPER - Black- suit:-Fisher & Rinse-Mate SPRAY VALVE BUMPER - Blue- suit:- Fisher & Rinse-Mate Brush to fit inside Bumper on Chrome only Fisher Guns Only	\$ 44.00 \$ 44.00 \$ 45.00
A23		G50JT-TIP	n/a	<b>SPRAY GUN TIP - Flat Fan Spray Tip &amp; Washer for spray gun.</b> Now supplied with S/S components.	\$ 50.00
A24		G50TST	n/a	<b>TRIPLE SPRAY TIPS Kit</b> - Shower / Flat Fan / Straight Spray Tips	\$ 57.00
A25		G50AST	n/a	<b>AERATOR SPRAY GUN TIP - Set up for spray gun.</b>	\$ 74.00
A26		G50KIT	n/a	<b>SPRAY VALVE REPAIR KIT - suits :-</b> GLOBAL FISHER & Rinse-Mate	\$ 112.00











		Pt. No.	Details	Description	RRP \$ (excl GST)
<b>GLOBAL SPARE PARTS TAP BODY REPAIR KITS</b>					
A27		GS03RKH-SS		<b>S/S Tap Repair Kit - Hot</b> - suits:- Global Fisher & Global Stainless only	\$ 87.00
A28		GS03RKC-SS		<b>S/S Tap Repair Kit - Cold</b> - suits:- Global Fisher & Global Stainless only	\$ 87.00
A29		G25RK-SS		<b>Add-On Pot Filler REPAIR KIT</b> - suits:- Global Fisher & Rinse-Mate only	\$ 87.00
A30		G-SKIT		<b>SWIVEL SPOUT REPAIR KIT</b> - suits:- Global Fisher & Rinse-Mate / EC / Stainless / Q	\$ 12.00
A31		G03MK		<b>Tap Mounting Kit</b> - suits Dual Hob taps in following Brands:- Global Fisher / Stainless / Rinse-Mate / EC / Q	\$ 56.00
A32		G03IH		<b>Tap Inlet Hoses (pair)</b> - suits Dual Hob taps in following Brands:- Global Fisher / Stainless / Rinse-Mate / EC / Q	\$ 42.00
<b>GLOBAL SPARE PARTS SPARE PARTS for Pre-Rinse Sub-Assembly (Top part)</b>					
A33		G8101	i.d. 28mm H = 535mm	<b>S/S Spring Guard - Tall - Chrome Plated</b>	\$ 88.00
		G8101C	H = 370mm	<b>S/S Spring Guard - Café - Chrome Plated</b>	\$ 63.00
A34		G8206	Reach approx. 180mm	<b>S/S Hook - Standard - Chrome Plated.</b> suits all Global Pre-Rinses	\$ 21.00
A35		GSR141238	n/a	<b>S/S Retainer - 3/8 fi x 1/4 fi x 1/2 mi</b>	\$ 90.00
A36		GF8001	1"	<b>S/S RISER - 3/8 bsp thread at each end.</b> Polished Finnish	\$ 58.00
		GF8002	2.5"		\$ 58.00
		GF8004	4.5"		\$ 60.00
		GF8010	10.5"		\$ 67.00
		GF8016	16"		\$ 71.00
A37		G8310	250mm	<b>PR WALL BRACKET -</b> suits all Global Pre-Rinses	\$ 92.00
A38		G83KL	n/a	<b>The "KNUCKLE". For converting to "Island Wall Bracket"</b> Allows Adjustable positioning of wall bracket. a - Supplied as an extra part on it's on. b - Supplied in Island Bracket System.	\$ 55.00
A39		G83-ISL-KIT	n/a	<b>Pre-Rinse ISLAND BRACKET</b>	\$ 148.00
A40		G500	n/a	<b>Add-On Pot Filler Tap only - NO Spout</b>	\$ 244.00

# GLOBAL SPARE PARTS



## Special Spouts, Autoflo Parts, Fix-a-Plate, Brackets

### WALL MOUNT

item		Pt. No.		Description	RRP \$ (excl GST)
<b>GLOBAL ACCESSORIES &amp; SPARE PARTS - Chrome &amp; S/S SPECIAL SPOUTS</b>					
A41		made & priced to order	n/a	<b>SPOUT HEIGHT EXTENTIONS - Swivel.</b> Made & priced to Order	<b>POA</b>
A42		G3014 / G3014S G3012 / G3012S G3010 / G3010S G3008 / G3008S G3006 / G3006S	WELS Reg. No. T40512 3 Star 9 lpm	<b>Standard Spout - Made from Stainless Steel Tubing.</b> * Chrome Plated * Polished Stainless Reach:- 14" 12" 10" 8" 6" 376 - 326 - 276 - 227 - 179mm Aerator Hgt:- 56 - 56 - 41 - 36 - 6mm	All Lengths at same costs  <b>\$ 90.00</b>
A43		Suffix 'S' = polished S/S G31-6-9 / G31-6-9S G31-8-12 / G31-8-12S G31-9-12 / G31-9-12S No Suffix = Chromed	Reg. No. TM41198 3 Star / 9 lpm	<b>GOOSENECK SPOUT - S/S Tubing</b> (A) Reach (B) Aerator Height (C) O/A Height A-165, B-160, C-240, A-200, B-150, C-240, A-230, B-135, C-300.	All Lengths at same costs  <b>\$ 95.50</b>
A44		G3407 G3407S	n/a	<b>CP DOUBLE SWIVEL SPOUT EXTENSION</b> <b>SS DOUBLE SWIVEL SPOUT EXTENSION</b>	<b>\$ 163.00</b>
A45		G3311 G3311S	WELS Reg. T40510 3 Star - 9 lpm	<b>CP 11" SPOUT W/- END TAP</b> <b>SS 11" SPOUT W/- END TAP</b>	<b>\$ 405.00</b>
A46		G3518 G3518S	WELS Reg. T40510 3 Star - 9 lpm	<b>CP 18" DOUBLE SWIVEL SPOUT W/- END TAP</b> <b>SS 18" DOUBLE SWIVEL SPOUT W/- END TAP</b>	<b>\$ 555.00</b>
A47		GWOKSPOUTHDL-Z	n/a	<b>WOK / KETTLE Replacement Handle</b>	<b>\$ 885.00</b>
<b>GLOBAL ACCESSORIES &amp; SPARE PARTS Autoflo Parts</b>					
A48		AUO183	n/a	<b>AUTOFLO Solenoid for Electronic tap - Watermarked</b>	<b>\$ 153.00</b>
A49		AUO181	n/a	<b>AUTOFLO Hob Sensor EyeBody - New model</b>	<b>\$ 486.00</b>
A50		AUO124	n/a	<b>AUTOFLO Powerpack / Transformer for Electronic tap - New model</b>	<b>\$ 167.00</b>
<b>GLOBAL ACCESSORIES &amp; SPARE PARTS TAP FIX-A-PLATE</b>					
A51		GA-FP-S GA-FP-L GA-FP-3M GA-FP-5S	Small x 1 Large x1 3 Pack 5 Pack	<b>Fix-a-Plate - 2mm S/S Plate</b> (1) Small - 70mm x 60mm x 2mm (2) Large - 130mm x 75mm x 2mm (3) Packets - 2 small + 1 x large (4) Packets - 5 small	<b>\$ 8.50</b> <b>\$ 12.50</b> <b>\$ 26.50</b> <b>\$ 37.50</b>
<b>GLOBAL ACCESSORIES &amp; SPARE PARTS Wall PR Hanging Bracket</b>					
A52		GHWB-HK	n/a	<b>S/S Hanging Wall Bracket with Gun Hook for PR use</b>	<b>\$ 178.00</b>



Item		Pt. No.		Description	RRP \$ (excl GST)
<b>GLOBAL ACCESSORIES &amp; SPARE PARTS - QUIK RELEASE COUPLINGS / Adaptors &amp; Sockets - Wall Hang Bracket</b>					
A53		GQR12COUP-AS-M-CP	n/a	1/2" Male COUPLING CP w- AUTO SHUT OFF	\$ 116.00
A54		GQRCOUP-F-CP	n/a	1/2" Female COUPLING CP	\$ 74.00
A55		GQR12PLUG-M-CP	n/a	1/2" Male PLUG CP	\$ 52.00
A56		GQR12PLUG-F-CP	n/a	1/2" Female PLUG CP	\$ 52.00
A57		GQRCOUP-F-SS	n/a	1/2" Female COUPLING SS	\$ 164.00
A58		GQR12PLUG-M-SS	n/a	1/2" Male PLUG SS	\$ 74.00
<b>GLOBAL SPARE PARTS Adaptors &amp; Sockets</b>					
A59		G5712SS-CCEKIT	n/a	<b>S/S Spalsh Backs Close Couple Elbow 1/2" F &amp; F + 1/2" Nipple Tube.</b> For use with sinks with Narrow Spalsh Backs. Example: - Ideal for Height Adjusting Sinks for RO Water set ups.	\$ 160.00
A60		G561234SS	n/a	<b>Adaptor 1</b> S/S Reducing Nipple - 1/2" bsp x 3/4 unf. Converts Fisher Handle to suit PR Hose with 1/2" Female connection	\$ 29.50
A61		G563478SS	n/a	<b>Adaptor 2</b> S/S Reducing Nipple - 1/2" bsp x 7/8 unf Fine Thread. Converts Fisher Handle to suit PR Hose with 7/8" Female connection	\$ 29.50
A62		G5512F78M	n/a	<b>Adaptor 3</b> CP or S/S M & F Adaptor - 1/2" bsp x 7/8"unf fine thread. Converts a PR Hose w/- 1/2 fi to a to 7/8 unf fine Female	\$ 21.00
A63		G531434	n/a	<b>Socket 1</b> Socket - 1/4npt fi x 3/4 unf fi. Used to Connect Fisher PR Hose to Encore or T&S Riser	\$ 39.50
A64		G531412	n/a	<b>Socket 2</b> Socket - 1/4npt fi x 1/2 bsp fi. Used to Connect Fisher PR Hose to 1/2" Female at one end	\$ 39.50
A65		G531234	n/a	<b>Socket 3</b> Socket - 1/2 bsp fi x 3/4 unf fi. Used to Connect Fisher PR Hose to 1/2" Female at other end	\$ 39.50
<b>GLOBAL ACCESSORIES &amp; SPARE PARTS 3/4 WALL TAP REPAIR KITS &amp; SPOUT - for Powersoaker Sink</b>					
A66		GF5000-0012 GF5000-0013	n/a	Fisher 3/4 REPAIR KIT - HOT Fisher 3/4 REPAIR KIT - COLD	\$ 191.00
A67		GF5000-3308 GF5000-3305	n/a	Fisher 3/4 STEM ADAPTORS - HOT Fisher 3/4 STEM ADAPTORS - COLD	\$ 299.00
A68		GF5000-0002	n/a	Fisher 3/4 CP STANDARD SPOUT 14" - No Aerator	\$ 299.00
<b>GLOBAL ACCESSORIES &amp; SPARE PARTS ENCORE Brand TAP REPAIR KITS</b>					
A69		GENC-TRKH GENC-TRKC	n/a	ENCORE -TAP REPAIR KIT - HOT ENCORE -TAP REPAIR KIT - COLD	\$ 214.00
A70		GEN-PFRK	n/a	ENCORE - POT FILLER REPAIR KIT	\$ 214.00
<b>GLOBAL ACCESSORIES &amp; SPARE PARTS 3Monkeez Brand Chrome Tap REPAIR KITS</b>					
A71		G3MK-CRPK G3MK-HRPK	n/a	3MONKEEZ or Similar - Chrome Tapware - COLD REPAIR KIT 3MONKEEZ or Similar - Chrome Tapware - HOT REPAIR KIT	\$ 66.00
A72		G3MK-PFRK	n/a	3MONKEEZ or Similar - Chrome Tapware - Pot Filler REPAIR KIT	\$ 66.00



**G L O B A L**  
**T A P W A R E**

**PHONE:** 1300 85 25 15

**PHONE:** 07 3855 2350

**EMAIL:** [sales.info@globaltapware.com](mailto:sales.info@globaltapware.com)

**WEB:** [www.globaltapware.com.au](http://www.globaltapware.com.au)



AS3718

**WaterMark**

Certificate No: 23008  
Global Tapware Pty Ltd