




# GLOBAL TAPWARE

RRP - PRICE LIST - EXCELL • 2024

.V1024



HIGH QUALITY COMMERCIAL TAPWARE, CATERING, BASIN & GENERAL PLUMBING PRODUCTS



PHONE: 1300 85 25 15  
PHONE: 07 3855 2350

EMAIL: [sales.info@globaltapware.com](mailto:sales.info@globaltapware.com)  
WEB: [www.globaltapware.com.au](http://www.globaltapware.com.au)













GLOBAL TAPWARE PTY LTD  
 Building 5, U.1,  
 29-31 Timms Rd  
 Everton Hills  
 Qld 4053










P - 1300 85 25 15  
 E - sales.info@globaltapware.com

**PRODUCT PHOTO I.D. GUIDE : use with 2024 Pricelist (excel)**











**Global Fisher Pre-Rinse - Hob / Deck Mount**

PPI 01	PPI 02	PPI 03	PPI 04	PPI 05	PPI 06	PPI 07	PPI 08	Not allocated	Not allocated
									

**Global Fisher Pre-Rinse - Wall Mount**









PPI 09	PPI 10	PPI 11	PPI 12	PPI 13	PPI 14	PPI 15	PPI 16	PPI 17	Not allocated
									

**Global Rinse-Mate Pre-Rinse - Hob / Deck Mount**




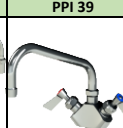






PPI 18	PPI 19	PPI 20	PPI 21	PPI 22	PPI 23	PPI 24	PPI 25	PPI 26	PPI 27
									

**Wall Mount**











**Global Rinse-Mate Pre-Rinse - Wall Mount**

PPI 28	PPI 29	PPI 30	PPI 31	PPI 32	PPI 33	PPI 34	PPI 35	Not allocated	Not allocated
									





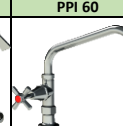
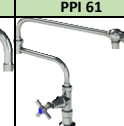

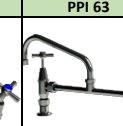


**Global Stainless Taps - Hob / Deck Mount**

PPI 36	PPI 37	PPI 38	PPI 39	PPI 40	PPI 41	PPI 42	PPI 43	PPI 44	PPI 45
									



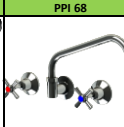
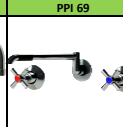






**Global Stainless Taps - Wall Mount**

PPI 46	PPI 47	PPI 48	PPI 49	PPI 50	PPI 51	PPI 52	PPI 53	PPI 54	PPI 55
									

**Global Stainless Taps - Wall Mount**

PPI 56	PPI 57	PPI 58	PPI 59	PPI 60	PPI 61	PPI 62	PPI 63	PPI 64	PPI 65
									





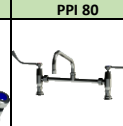



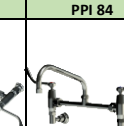
**Global EC Taps - (Easy Clean) - Wall Mount**

PPI 66	PPI 67	PPI 68	PPI 69	PPI 70	PPI 71	PPI 72	PPI 73	PPI 74	PPI 75
									

**Global EC Taps**

**Global Q Taps-(Qtr Turn -Lever) - Hob Mount /**

**Global Q Taps - (Quarter Turn -Lever) - Wall Mount**

PPI 76	PPI 77	PPI 78	PPI 79	PPI 80	PPI 81	PPI 82	PPI 83	PPI 84	Not allocated
									

GLOBAL TAPWARE PTY LTD

Building 5, U.1,  
29-31 Timms Rd  
Everton Hills  
Qld 4053

P - 1300 85 25 15  
E - sales.info@globaltapware.com

**PRODUCT PHOTO I.D. GUIDE : use with 2024 Pricelist (excel)**

**Global MixA Taps**

PPI 85	PPI 86	PPI 87	PPI 88	PPI 89

**Global Hand Z Free Taps**

PPI 90	PPI 91	PPI 92	PPI 93	PPI 94

**Global Hand Z Free Taps & Foot / Knee Valves**

PPI 95	PPI 96	PPI 97	PPI 98	PPI 99

**Global Washware - Hose Reels & Brackets**

PPI 100	PPI 101	PPI 102	PPI 103	PPI 104

**Global Washware - Reels & Hoses & Washdown Guns**

PPI 105	PPI 106	PPI 107	PPI 108	PPI 109	PPI 110	PPI 111	PPI 112	PPI 113	PPI 114

**GGP- Scrap Catcher Waste valves**

PPI 115	PPI 116	PPI 117	PPI 118	PPI 119

**GHF- KNEE BASINS**

PPI 120	PPI 121	PPI 122	PPI 123	PPI 124

**GC-Glass Fillers GI - Cleaners Sinks & Hand basins**

PPI 125	PPI 126	PPI 127	PPI 128	PPI 129
	Photo not available			

**GA- PR Hoses**

PPI 130	PPI 131	PPI 132	PPI 133	PPI 134

**GA- Fisher PR Hoses**

PPI 135	PPI 136	PPI 137

**GA- New PR Hoses**

PPI 138	PPI 139

**GA- Spary Guns / Pan Room Guns / Pot Filler Guns.**

PPI 140	PPI 141	PPI 142	PPI 143	PPI 144

**GA - Spouts & Parts**

PPI 145	PPI 146	PPI 147	PPI 148	PPI 149	PPI 150	PPI 151	PPI 152	PPI 153	PPI 154

**GA - Accessorries & Parts**

PPI 155	PPI 156	PPI 157	PPI 158	PPI 159	PPI 160	PPI 161	PPI 162	PPI 163	PPI 164

**GA - Accessorries & Parts**

PPI 165	PPI 166	PPI 167	PPI 168	PPI 169	PPI 170	PPI 171	PPI 172	PPI 173	PPI 174

PPI 175	PPI 176	PPI 177	PPI 178	PPI 179	PPI 180	PPI 181	PPI 182	PPI 183	PPI 184

PPI 185	PPI 186	PPI 187	PPI 188	PPI 189	PPI 190	PPI 191	PPI 192	PPI 193	PPI 194
No Photo Available		No Photo Available	No Photo Available	No Photo Available					





Building 5, U.1,  
29-31 Timms Rd  
Everton Hills  
Qld 4053

**\*\* NOTE:- We reserve the right to change or modify any part, or aspect of this pricelist without notice, due to any errors or mistakes or calculations or sudden price increases**

KEY: PR = Pre-Rinse STDD = Standard / EXP = Exposed / RO - Reverse Osmosis  
Ass or Ass'y = Assembled or Assembly / S/S = Stainless Steel. / Adj = Adjustable

P - 1300 85 25 15  
E - sales.info@globaltapware.com

Product Group	Product Photo i.d.	Product Part Number	Product Description	1.4.2024 New Pricing	Discount	Net Buy Price excl. GST
Column1	Column4	Column5	Column6	Column7	Column8	Column9
PRE-RINSES	PPI 01	GF022100	GF PR Single Hob Tap Stdd - Tall	\$ 1,050.00		
PRE-RINSES		GF022100-A	GF PR Single Hob Tap Stdd - Adjustable	\$ 1,040.00		
PRE-RINSES	PPI 02	GF022100-M	GF PR Single Hob Tap Stdd - Midi	\$ 1,030.00		
PRE-RINSES		GF022100-C	GF PR Single Hob Tap Stdd - Café	\$ 1,020.00		
PRE-RINSES	PPI 03	GF022100-SS	GF PR Single Hob Tap Stdd - RO Application.	\$ 1,155.00		
PRE-RINSES		GF022100-TMV	GF PR Single Hob Tap Stdd - Tall w- TMV.	\$ 1,600.00		
PRE-RINSES	PPI 04	GF022506	GF PR Single Hob Tap w- 6" Pot Filler- Tall	\$ 1,285.00		
PRE-RINSES		GF022506-SS	GF PR Single Hob Tap w- 6" Pot Filler-- RO Application.	\$ 1,360.00		
PRE-RINSES	PPI 05	GF022510	GF PR Single Hob Tap w- 10" Pot Filler- Tall	\$ 1,285.00		
PRE-RINSES		GF022510-SS	GF PR Single Hob Tap w- 10" Pot Filler - RO Application.	\$ 1,360.00		
PRE-RINSES	PPI 06	GF022512	GF PR Single Hob Tap w- 12" Pot Filler - Tall	\$ 1,285.00		
PRE-RINSES		GF022512-A	GF PR Single Hob Tap w- 12" Pot Filler - Adjustable	\$ 1,275.00		
PRE-RINSES	PPI 07	GF022512-M	GF PR Single Hob Tap w- 12" Pot Filler - Midi	\$ 1,265.00		
PRE-RINSES		GF022512-C	GF PR Single Hob Tap w- 12" Pot Filler - Café	\$ 1,255.00		
PRE-RINSES	PPI 08	GF022512-SS	GF PR Single Hob Tap w- 12" Pot Filler - RO Application.	\$ 1,360.00		
PRE-RINSES		GF022512-TMV	GF PR Single Hob Tap w- 12" Pot Filler - Tall w- TMV	\$ 2,015.00		
PRE-RINSES	PPI 09	GF032100	GF PR Dual Hob Tap Stdd - Tall	\$ 950.00		
PRE-RINSES		GF032100-A	GF PR Dual Hob Tap Stdd - Adjustable	\$ 940.00		
PRE-RINSES	PPI 10	GF032100-M	GF PR Dual Hob Tap Stdd - Midi	\$ 930.00		
PRE-RINSES		GF032100-C	GF PR Dual Hob Tap Stdd - Cafe	\$ 920.00		
PRE-RINSES	PPI 11	GF032100-SS	GF PR Dual Hob Tap Stdd - Tall - RO Application	\$ 1,055.00		
PRE-RINSES		GF032100-SM	GF PR Dual Hob Tap Stdd - Tall w- Side Tap	\$ 1,010.50		
PRE-RINSES	PPI 12	GF032100-SH	GF PR Dual Hob Tap Stdd - Tall w- Side Swivel Hose & Hook	\$ 1,050.00		
PRE-RINSES		GF032506	GF PR Dual Hob Tap w- 6" Pot Filler - Tall	\$ 1,095.00		
PRE-RINSES	PPI 13	GF032506-C	GF PR Dual Hob Tap w- 6" Pot Filler - Café	\$ 1,065.00		
PRE-RINSES		GF032508	GF PR Dual Hob Tap w- 8" Pot Filler - Tall	\$ 1,095.00		
PRE-RINSES	PPI 14	GF032508-C	GF PR Dual Hob Tap w- 8" Pot Filler - Café	\$ 1,065.00		
PRE-RINSES		GF032510	GF PR Dual Hob Tap w- 10" Pot Filler - Tall	\$ 1,095.00		
PRE-RINSES	PPI 15	GF032510-M	GF PR Dual Hob Tap w- 10" Pot Filler - Midi	\$ 1,075.00		
PRE-RINSES		GF032510-SS	GF PR Dual Hob Tap w- 10" Pot Filler - RO Application	\$ 1,185.00		
PRE-RINSES	PPI 16	GF032512*	GF PR Dual Hob Tap w- 12" Pot Filler - Tall *3.5lpm (VEU)	\$ 1,095.00		
PRE-RINSES		GF032512	GF PR Dual Hob Tap w- 12" Pot Filler - Tall	\$ 1,095.00		
PRE-RINSES	PPI 17	GF032512-A	GF PR Dual Hob Tap w- 12" Pot Filler - Adjustable	\$ 1,085.00		
PRE-RINSES		GF032512-M	GF PR Dual Hob Tap w- 12" Pot Filler - Midi	\$ 1,075.00		
PRE-RINSES	PPI 18	GF032512-C	GF PR Dual Hob Tap w- 12" Pot Filler - Café	\$ 1,065.00		
PRE-RINSES		GF032512-SS	GF PR Dual Hob Tap w- 12" Pot Filler - RO Application	\$ 1,185.00		
PRE-RINSES	PPI 19	GF032512-SM	GF PR Dual Hob Tap w- 12" Pot Filler w- Side Tap	\$ 1,170.00		
PRE-RINSES		GF032512-SH	GF PR Dual Hob Tap w- 12" Pot Filler w- Side Swivel Hose & Hook	\$ 1,120.00		
PRE-RINSES	PPI 20	GF042100	GF PR Exposed Breach Hob Tap - STDD - Tall	\$ 1,680.00		
PRE-RINSES		GF042100-A	GF PR Exposed Breach Hob Tap - STDD - Adjustable	\$ 1,670.00		
PRE-RINSES	PPI 21	GF042100-M	GF PR Exposed Breach Hob Tap - STDD - Midi	\$ 1,660.00		
PRE-RINSES		GF042100-C	GF PR Exposed Breach Hob Tap - STDD - Café	\$ 1,650.00		
PRE-RINSES	PPI 22	GF042100-SS	GF PR Exposed Breach Hob Tap - STDD - RO Application	\$ 1,785.00		
PRE-RINSES		GF042506	GF PR Exp Breach Hob Tap - 6" Pot Filler-Tall	\$ 1,880.00		
PRE-RINSES	PPI 23	GF042510	GF PR Exp Breach Hob Tap - 10" Pot Filler-Tall	\$ 1,880.00		
PRE-RINSES		GF042512	GF PR Exp Breach Hob Tap - 12" Pot Filler-Tall	\$ 1,880.00		
PRE-RINSES	PPI 24	GF042512-A	GF PR Exp Breach Hob Tap - 12" Pot Filler-Adjustable	\$ 1,870.00		
PRE-RINSES		GF042512-M	GF PR Exp Breach Hob Tap - 12" Pot Filler-Midi	\$ 1,860.00		
PRE-RINSES	PPI 25	GF042512-C	GF PR Exp Breach Hob Tap - 12" Pot Filler-Café	\$ 1,850.00		
PRE-RINSES		GF042512-SS	GF PR Exp Breach Hob Tap - 12" Pot Filler-RO Application	\$ 1,985.00		
PRE-RINSES	PPI 26	GF062100	GF PR Hob Mount Only - Stdd - Tall	\$ 730.00		
PRE-RINSES		GF062100-A	GF PR Hob Mount Only - Adjustable	\$ 720.00		
PRE-RINSES	PPI 27	GF062100-M	GF PR Hob Mount Only - Midi	\$ 710.00		
PRE-RINSES		GF062100-C	GF PR Hob Mount Only - Café	\$ 700.00		
PRE-RINSES	PPI 28	GF062100-SS	GF PR Hob Mount Only - RO Application	\$ 850.00		
PRE-RINSES		GF062100-TMV	GF PR Hob Mount Only - Tall + TMV	\$ 1,072.00		
PRE-RINSES	PPI 29	GF062512	GF PR Hob Mount only - 12" Pot Filler - Tall	\$ 920.00		
PRE-RINSES		GF062512-A	GF PR Hob Mount only - 12" Pot Filler - Adjustable	\$ 910.00		
PRE-RINSES	PPI 30	GF062512-M	GF PR Hob Mount only - 12" Pot Filler - Midi	\$ 900.00		
PRE-RINSES		GF062512-C	GF PR Hob Mount only - 12" Pot Filler - Café	\$ 890.00		
PRE-RINSES	PPI 31	GF062512-SS	GF PR Hob Mount only - 12" Pot Filler - RO Application	\$ 1,025.00		
PRE-RINSES		GF062512-TMV	GF PR Hob Mount only - 12" Pot Filler-Thermo Mix Valve	\$ 2,015.00		
Column1	Column4	Column5	Column6	Column7	Column8	Column9
PRE-RINSES	PPI 09	GF112100	GF PR Single Wall Tap Stdd - Tall	\$ 980.00		
PRE-RINSES		GF112100-A	GF PR Single Wall Tap Stdd - Adjustable	\$ 970.00		
PRE-RINSES	PPI 10	GF112100-M	GF PR Single Wall Tap Stdd - Midi	\$ 960.00		
PRE-RINSES		GF112100-C	GF PR Single Wall Tap Stdd - Café	\$ 950.00		
PRE-RINSES	PPI 11	GF112100-SS	GF PR Single Wall Tap Stdd - RO Application Tall	\$ 1,085.00		
PRE-RINSES		GF112512	GF Single Wall PR -12" Pot Filler - Tall	\$ 1,185.00		
PRE-RINSES	PPI 12	GF112512-A	GF Single Wall PR -12" Pot Filler - Adjustable	\$ 1,175.00		
PRE-RINSES		GF112512-M	GF Single Wall PR -12" Pot Filler - Midi	\$ 1,165.00		
PRE-RINSES	PPI 13	GF112512-C	GF Single Wall PR -12" Pot Filler - Café	\$ 1,155.00		
PRE-RINSES		GF112512-SS	GF Single Wall PR -12" Pot Filler - RO Application	\$ 1,265.00		

Months Wtty period	Product Number	Part	Watermark Lic. No.s / Not Required	WELS Reg. No.	WELS Star rating / LPM	Mounting Hole Dims.	UOM	GT Commercial Ratings	Packing Inner Box Dims.	Inner Box Weight	Outer Box Qty	Outer Box Dims.	Outer Box Weight
Column10	Column11	Column12	Column13	Column14	Column15	Column16	Column17	Column18	Column19	Column20	Column21	Column22	
36	GF022100	23008	TM41493	6 / 4.5	22-25mm		1 Heavy Duty	62,16,16	5kg		4	65,35,35	22kg
36	GF022100-A	23008	TM41493	6 / 4.5	22-25mm		1 Heavy Duty	62,16,16	5kg		4	65,35,35	22kg
36	GF022100-M	23008	TM41493	6 / 4.5	22-25mm		1 Heavy Duty	62,16,16	5kg		4	65,35,35	22kg
36	GF022100-C	23008	TM41493	6 / 4.5	22-25mm		1 Heavy Duty	48,27,9	5kg		3	65,35,35	20KG
36	GF022100-SS	23008	TM41493	6 / 4.5	22-25mm		1 Heavy Duty	62,16,16	5kg		4	65,35,35	22kg
36	GF022100-TMV	23008	TM41493	6 / 4.5	22-25mm		1 Heavy Duty	62,16,16	5kg		4	65,35,35	22kg
36	GF022506	23008	TM41431	6 / 4.5 & 3 / 9	22-25mm		1 Heavy Duty	62,16,16	6kg		4	65,35,35	25kg
36	GF022506-SS	23008	TM41431	6 / 4.5 & 3 / 9	22-25mm		1 Heavy Duty	62,16,16	6kg		4	65,35,35	25kg
36	GF022510	23008	TM41431	6 / 4.5 & 3 / 9	22-25mm		1 Heavy Duty	62,16,16	6kg		4	65,35,35	25kg
36	GF022510-SS	23008	TM41431	6 / 4.5 & 3 / 9	22-25mm		1 Heavy Duty	62,16,16	6kg		4	65,35,35	25kg
36	GF022512	23008	TM41431	6 / 4.5 & 3 / 9	22-25mm		1 Heavy Duty	62,16,16	6kg		4	65,35,35	25kg
36	GF022512-A	23008	TM41431	6 / 4.5 & 3 / 9	22-25mm		1 Heavy Duty	62,16,16	6kg		4	65,35,35	25kg
36	GF022512-M	23008	TM41431	6 / 4.5 & 3 / 9	22-25mm		1 Heavy Duty	62,16,16	6kg		4	65,35,35	25kg
36	GF022512-C	23008	TM41431	6 / 4.5 & 3 / 9	22-25mm		1 Heavy Duty	48,27,9	6kg		3	65,35,35	20KG
36	GF022512-SS	23008	TM41431	6 / 4.5 & 3 / 9	22-25mm		1 Heavy Duty	62,16,16	6kg		4	65,35,35	25kg
36	GF022512-TMV	23008	TM41431	7 / 4.5 & 3 / 9	22-25mm		1 Heavy Duty	62,16,16	6kg		4	65,35,35	25kg
36	GF032100	23008	TM41492	6 / 4.5	32-35mm		1 Heavy Duty	62,16,16	6kg		4	65,35,35	25kg
36	GF032100-A	23008	TM41492	6 / 4.5	32-35mm		1 Heavy Duty	62,16,16	6kg		4	65,35,35	25kg
36	GF032100-M	23008	TM41492	6 / 4.5	32-35mm		1 Heavy Duty	62,16,16	6kg		4	65,35,35	25kg
36	GF032100-C	23008	TM41492	6 / 4.5	32-35mm		1 Heavy Duty	48,27,9	6kg		3	65,35,35	20KG
36	GF032100-SS	23008	TM41492	6 / 4.5	32-35mm		1 Heavy Duty	62,16,16	6kg		4	65,35,35	25kg
36	GF032100-SM	23008	TM41492	6 / 4.5	32-35mm		1 Heavy Duty	62,16,16	6kg		4	65,35,35	25kg
36	GF032100-SH	23008	TM41492	6 / 4.5	32-35mm		1 Heavy Duty						
36	GF032506	23008	T41489	6 / 4.5 & 3 / 9	32-35mm		1 Heavy Duty	62,16,16	6kg		4	65,35,35	25kg
36	GF032506-C	23008	T41489	6 / 4.5 & 3 / 9	32-35mm		1 Heavy Duty	48,27,9	6kg		3	65,35,35	20KG
36	GF032508	23008	T41489	6 / 4.5 & 3 / 9	32-35mm		1 Heavy Duty	62,16,16	6kg		4	65,35,35	25kg
36	GF032508-C	23008	T41489	6 / 4.5 & 3 / 9	32-35mm		1 Heavy Duty	48,27,9	6kg		3	65,35,35	20KG
36	GF032510	23008	T41489	6 / 4.5 & 3 / 9	32-35mm		1 Heavy Duty	62,16,16	6kg		4	65,35,35	25kg
36	GF032510-M	23008	T41489	6 / 4.5 & 3 / 9	32-35mm		1 Heavy Duty	62,16,16	6kg		4	65,35,35	25kg
36	GF032510-SS	23008	T41489	6 / 4.5 & 3 / 9	32-35mm		1 Heavy Duty	62,16,16	6kg		4	65,35,35	25kg
36	GF032512*	23008	T14468	6 / 3.5 & 3 / 9	32-35mm		1 Heavy Duty						
36	GF032512	23008	T41489	6 / 4.5 & 3 / 9	32-35mm		1 Heavy Duty	62,16,16	6kg		4	65,35,35	25kg
36	GF032512-A	23008	T41489	6 / 4.5 & 3 / 9	32-35mm		1 Heavy Duty	62,16,16	6kg		4	65,35,35	25kg
36	GF032512-M	23008	T41489	6 / 4.5 & 3 / 9	32-35mm		1 Heavy Duty	62,16,16	6kg		4	65,35,35	25kg
36	GF032512-C	23008	T41489	6 / 4.5 & 3 / 9	32-35mm		1 Heavy Duty	48,27,9	6kg		3	65,35,35	20KG
36	GF032512-SS	23008	T41489	6 / 4.5 & 3 / 9	32-35mm		1 Heavy Duty	62,16,16	6kg		4	65,35,35	25kg
36	GF032512-SM	23008	T41489	6 / 4.5 & 3 / 9	32-35mm		1 Heavy Duty	62,16,16	6kg		4	65,35,35	25kg
36	GF032512-SH	23008	T41489	6 / 4.5 & 3 / 9	32-35mm		1 Heavy Duty	62,16,16	6kg		4	65,35,35	25kg
36	GF042100	23008	TM41495	6 / 4.5	2 x 25mm		1 Heavy Duty	62,16,16	6kg		4	65,35,35	25kg
36	GF042100-A	23008	TM41495	6 / 4.5	2 x 25mm		1 Heavy Duty	62,16,16	6kg		4	65,35,35	25kg
36	GF042100-M	23008	TM41495	6 / 4.5	2 x 25mm		1 Heavy Duty	62,16,16	6kg		4	65,35,35	25kg
36	GF042100-C	23008	TM41495	6 / 4.5	2 x 25mm		1 Heavy Duty	62,16,16	6kg		3	65,35,35	20KG
36	GF042100-SS	23008	TM41495	6 / 4.5	2 x 25mm		1 Heavy Duty	62,16,16	6kg		4	65,35,35	25kg
36	GF042506	23008	TM41647	6 / 4.5 & 3 / 9	2 x 25mm		1 Heavy Duty	62,16,16	6kg		4	65,35,35	25kg
36	GF042510	23008	TM41647	6 / 4.5 & 3 / 9	2 x 25mm		1 Heavy Duty	62,16,16	6kg		4	65,35,35	25kg
36	GF042512	23008	TM41647	6 / 4.5 & 3 / 9	2 x 25mm		1 Heavy Duty	62,16,16	6kg		4	65,35,35	25kg
36	GF042512-A	23008	TM41647	6 / 4.5 & 3 / 9	2 x 25mm		1 Heavy Duty	62,16,16	6kg		4	65,35,35	25kg
36	GF042512-M	23008	TM41647	6 / 4.5 & 3 / 9	2 x 25mm		1 Heavy Duty	62,16,16	6kg		4	65,35,35	25kg
36	GF042512-C	23008	TM41647	6 / 4.5 & 3 / 9	2 x 25mm		1 Heavy Duty	62,16,16	6kg		3	65,35,35	20KG
36	GF042512-SS	23008	TM41647	6 / 4.5 & 3 / 9	2 x 25mm		1 Heavy Duty	62,16,16	6kg		4	65,35,35	25kg
36	GF062100	23008	TM41493	6 / 4.5	25mm		1 Heavy Duty	62,16,16	5kg		4	65,35,35	22kg
36	GF062100-A	23008	TM41493	6 / 4.5	25mm		1 Heavy Duty	62,16,16	5kg		4	65,35,35	22kg
36	GF062100-M	23008	TM41493	6 / 4.5	25mm		1 Heavy Duty	62,16,16	5kg		4	65,35,35	22kg
36	GF062100-C	23008	TM41493	6 / 4.5	25mm		1 Heavy Duty	48,27,9	5kg		3	65,35,35	20KG
36	GF062100-SS	23008	TM41493	6 / 4.5	25mm		1 Heavy Duty	62,16,16	5kg		4	65,35,35	22kg
36	GF062100-TMV	23008	TM41493	6 / 4.5	25mm		1 Heavy Duty	62,16,16	6kg		4	65,35,35	25kg
36	GF062512	23008	TM41648	6 / 4.5 & 3 / 9	25mm		1 Heavy Duty	62,16,16	6kg		4	65,35,35	25kg
36	GF062512-A	23008	TM41648	6 / 4.5 & 3 / 9	25mm		1 Heavy Duty	62,16,16	6kg		4	65,35,35	25kg
36	GF062512-M	23008	TM41648	6 / 4.5 & 3 / 9	25mm		1 Heavy Duty	62,16,16	6kg		4	65,35,35	25kg
36	GF062512-C	23008	TM41648	6 / 4.5 & 3 / 9	25mm		1 Heavy Duty	48,27,9	6kg		3	65,35,35	20KG
36	GF062512-SS	23008	TM41648	6 / 4.5 & 3 / 9	25mm		1 Heavy Duty	62,16,16	6kg		4	65,35,35	25kg
36	GF062512-TMV	23008	TM41648	6 / 4.5 & 3 / 9	25mm		1 Heavy Duty	62,16,16	6kg		4	65,35,35	25kg
36	GF112100	23008	TM41499	6 / 4.5	25mm		1 Heavy Duty	62,16,16	5kg		4	65,35,35	22kg
36	GF112100-A	23008	TM41499	6 / 4.5	25mm		1 Heavy Duty	62,16,16	5kg		4	65,35,35	22kg
36	GF112100-M	23008	TM41499	6 / 4.5	25mm		1 Heavy Duty	62,16,16	5kg		4	65,35,35	22kg
36	GF112100-C	23008	TM41499	6 / 4.5	25mm		1 Heavy Duty	48,27,9	5kg		3	65,35,35	20kg
36	GF112100-SS	23008	TM41499	6 / 4.5	25mm		1 Heavy Duty	62,16,16	5kg		4	65,35,35	22kg
36	GF112512	23008	TM41649	6 / 4.5 & 3 / 9	25mm		1 Heavy Duty	62,16,16	6kg		4	65,35,35	25kg
36	GF112512-A	23008	TM41649	6 / 4.5 & 3 / 9	25mm		1 Heavy Duty	62,16,16	6kg		4	65,35,35	25kg
36	GF112512-M	23008	TM41649	6 / 4.5 & 3 / 9	25mm		1 Heavy Duty	62,16,16	6kg		4	65,35,35	25kg
36	GF112512-C	23008	TM41649	6 / 4.5 & 3 / 9	25mm		1 Heavy Duty	48,27,9	6kg		3	65,35,35	20kg
36	GF112512-SS	23008	TM41649	6 / 4.5 & 3 / 9	25mm		1 Heavy Duty	62,16,16	6kg		4	65,35,35	25kg

Building 5, U.1,  
29-31 Timms Rd  
Everton Hills  
Qld 4053

**\*\* NOTE:- We reserve the right to change or modify any part, or aspect of this pricelist without notice, due to any errors or mistakes or calculations or sudden price increases**

**KEY: PR = Pre-Rinse STDD = Standard / EXP = Exposed / RO = Reverse Osmosis  
Ass or Ass'y = Assembled or Assembly / S/S = Stainless Steel. / Adj = Adjustable**

P - 1300 85 25 15

E - sales.info@globaltapware.com

Product Group	Product Photo i.d.	Product Part Number	Product Description	1.4.2024 New Pricing	Discount	Net Buy Price excl. GST	
PRE-RINSES	PPI 11	GF152100	GF PR- Exp Breach Wall Tap - Adj Breach 197-210 - Tall	\$ 1,380.00			
PRE-RINSES		GF152100-A	GF PR- Exp Breach Wall Tap - Adj Breach 197-210 - Adjustable	\$ 1,370.00			
PRE-RINSES		GF152100-M	GF PR- Exp Breach Wall Tap - Adj Breach 197-210 - Midi	\$ 1,360.00			
PRE-RINSES		GF152100-C	GF PR- Exp Breach Wall Tap - Adj Breach 197-210 - Café	\$ 1,350.00			
PRE-RINSES		GF152100-SS	GF PR- Exp Breach Wall Tap - Adj Breach 197-210 - RO Application	\$ 1,485.00			
PRE-RINSES	PPI 12	GF152100-SM	GF PR- Exp Breach Wall Tap - Adj Breach 197-210 - Side Tap	\$ 1,615.00			
PRE-RINSES		GF152512	GF PR- Exp Breach Wall Tap - Adj Breach 197-210 -12" Pot Filler - Tall	\$ 1,440.00			
PRE-RINSES		GF152512-A	GF PR- Exp Breach Wall Tap - Adj Breach 197-210 -12" Pot Filler - Adjustable	\$ 1,430.00			
PRE-RINSES		GF152512-M	GF PR- Exp Breach Wall Tap - Adj Breach 197-210 -12" Pot Filler - Midi	\$ 1,420.00			
PRE-RINSES		GF152512-C	GF PR- Exp Breach Wall Tap - Adj Breach 197-210 -12" Pot Filler - Cafe	\$ 1,410.00			
PRE-RINSES		GF152512-SS	GF PR- Exp Breach Wall Tap - Adj Breach 197-210 -12" Pot Filler -RO Appli.	\$ 1,490.00			
PRE-RINSES	PPI 13	GF152512-SM	GF PR- Exp Breach Wall Tap - Adj Breach 197-210 -12" Pot Filler -Side Tap	\$ 1,670.00			
PRE-RINSES		GF162100	GF PR Wall Elbow only - Stdd - Tall	\$ 840.00			
PRE-RINSES		GF162100-A	GF PR Wall Elbow only - Stdd - Adjustable	\$ 785.00			
PRE-RINSES		GF162100-M	GF PR Wall Elbow only - Stdd - Midi	\$ 775.00			
PRE-RINSES		GF162100-C	GF PR Wall Elbow only - Stdd - Café	\$ 765.00			
PRE-RINSES		GF162100-SS	GF PR Wall Elbow only - Stdd - RO Applications	\$ 950.00			
PRE-RINSES		GF162100-SM	GF PR Wall Elbow only - Stdd - Side Tap	\$ 995.00			
PRE-RINSES	PPI 14	GF162512	GF PR Wall Elbow Only w- 12" Pot Filler - Tall	\$ 995.00			
PRE-RINSES		GF162512-A	GF PR Wall Elbow Only w- 12" Pot Filler - Adjustable	\$ 985.00			
PRE-RINSES		GF162512-M	GF PR Wall Elbow Only w- 12" Pot Filler - Midi	\$ 975.00			
PRE-RINSES		GF162512-C	GF PR Wall Elbow Only w- 12" Pot Filler - Café	\$ 965.00			
PRE-RINSES		GF162512-SS	GF PR Wall Elbow Only w- 12" Pot Filler - RO Applications	\$ 1,100.00			
PRE-RINSES		GF162512-SM	GF PR Wall Elbow Only w- 12" Pot Filler - Side Tap	\$ 1,130.00			
PRE-RINSES	PPI 15	GTKFCWB-PR01	GF Wall Hanging Pre Rinse for KFC - Bkt, Elb, QRC (w-AS), Fisher Hose, Gun	\$ 695.00			
PRE-RINSES		GTKFCWB-PR01-B	GF Wall Hanging Pre Rinse for KFC - Bkt, Elb, QRC (no AS), Fisher Hose, Gun	\$ 675.00			
PRE-RINSES		GTWB-PR01	GF Wall Hanging Pre Rinse - Bkt, Elb, QRC (w-AS), New PR Hose, Gun	\$ 695.00			
PRE-RINSES		GTWB-PR01-B	GF Wall Hanging Pre Rinse - Bkt, Elb, QRC (no AS), New PR Hose, Gun	\$ 675.00			
PRE-RINSES	PPI 16	GF2100	GF Sub Assembly Standard - Tall	\$ 595.00			
PRE-RINSES		GF2100A	GF Sub Assembly Standard - Adjustable	\$ 585.00			
PRE-RINSES		GF2100M	GF Sub Assembly Standard - Midi	\$ 575.00			
PRE-RINSES		GF2100-C	GF Sub Assembly Standard - Café	\$ 565.00			
PRE-RINSES		GF2100-C-A	GF Sub Assembly Standard - Café - Adjustable	\$ 565.00			
PRE-RINSES		GF2100-SS	GF Sub Assembly Standard - RO Applications	\$ 660.00			
PRE-RINSES		GF2100-TMV	GF Sub Assembly Standard - Tall w- Thermostatic Valve	\$ 1,305.00			
PRE-RINSES		GF2100-SM	GF Sub Assembly Standard - Tall w- Side tap	\$ 730.00			
PRE-RINSES		GF2100-SH	GF Sub Assembly Standard - Tall w- Swivel Hose & Hook	\$ 670.00			
PRE-RINSES		PPI 17	GF2512	GF Sub-Ass'y w- 12" Pot Filler - Tall	\$ 788.00		
PRE-RINSES			GF2512-A	GF Sub Ass'y w- 12" Pot Filler - Adjustable	\$ 778.00		
PRE-RINSES			GF2512-M	GF Sub Ass'y w- 12" Pot Filler - Midi	\$ 768.00		
PRE-RINSES	GF2512-C		GF Sub-Ass'y w- 12" Pot Filler - Café	\$ 758.00			
PRE-RINSES	GF2512-C-A		GF Sub Ass'y w- 12" Pot Filler - Height Adjustable - Café	\$ 758.00			
PRE-RINSES	GF2512-SS		GF Sub Ass'y w- 12" Pot Filler - RO Applications	\$ 860.00			
PRE-RINSES		GF2512-TMV	GF Sub Ass'y w- 12" Pot Filler - Tall - w- Thermostatic Valve	\$ 1,500.00			
PRE-RINSES		GF2512-SM	GF Sub Ass'y w- 12" Pot Filler - Tall - w- Side Tap	\$ 935.00			
PRE-RINSES		GF2512-SH	GF Sub Ass'y w- 12" Pot Filler - Tall - w- Swivel Hose & Hook	\$ 935.00			
PRE-RINSES	PPI 18	GRM012100	GRM PR Single Hob Tap - Stdd	\$ 1,140.00			
PRE-RINSES	PPI 19	GRM012512	GRM PR Single Hob Tap + 12" Pot Filler	\$ 1,350.00			
PRE-RINSES	PPI 20	GRM032100	GRM PR Dual Hob Tap - Standard.	\$ 960.00			
PRE-RINSES		GRM032100-C	GRM PR Dual Hob Tap -Stdd-Cafe	\$ 930.00			
PRE-RINSES		GRM032100-M	GRM PR Dual Hob Tap -Stdd-Midi	\$ 940.00			
PRE-RINSES	PPI 21	GRM032506	GRM PR Dual Hob Tap + 6"Pot Filler	\$ 1,140.00			
PRE-RINSES		GRM032506-C	GRM PR Dual Hob Tap + 6"Pot Filler- C	\$ 1,110.00			
PRE-RINSES		GRM032512	GRM PR Dual Hob Tap + 12"Pot Filler	\$ 1,140.00			
PRE-RINSES		GRM032512-C	GRM PR Dual Hob Tap + 12"Pot Filler-C	\$ 1,110.00			
PRE-RINSES		GRM032512-M	GRM PR Dual Hob Tap + 12"Pot Filler - Midi	\$ 1,120.00			
PRE-RINSES	PPI 22	GRM052100	GRM PR Exp Adj Hob Tap - Stdd	\$ 1,560.00			
PRE-RINSES	PPI 23	GRM052512	GRM PR Exp Adj Hob Tap + 12" Pot Filler	\$ 1,760.00			
PRE-RINSES	PPI 24	GRM062100	GRM PR Hob Mount Only - Stdd	\$ 820.00			
PRE-RINSES	PPI 25	GRM062512	GRM PR Hob Mount Only w- 12"Pot Filler	\$ 990.00			
PRE-RINSES	PPI 26	GRM112100	GRM PR Single Wall - Stdd Model	\$ 1,190.00			
PRE-RINSES	PPI 27	GRM112512	GRM PR Single Wall + 12" Pot Filler	\$ 1,380.00			
PRE-RINSES	PPI 28	GRM132100	GRM PR Wall Stops -Stdd Model	\$ 860.00			
PRE-RINSES	PPI 29	GRM132512	GRM PR Wall Stops +12" Pot Filler	\$ 1,050.00			
PRE-RINSES	PPI 30	GRM142100	GRM PR Exp Wall Straight - Stdd	\$ 1,650.00			
PRE-RINSES		GRM142100-C	GRM PR Exp Wall Straight - Cafe model	\$ 1,620.00			
PRE-RINSES	PPI 31	GRM142512	GRM PR Exp Wall Straight + 12"Pot Filler	\$ 1,840.00			
PRE-RINSES	PPI 32	GRM152100	GRM PR Exp Wall Elbow -Std	\$ 1,740.00			
PRE-RINSES	PPI 33	GRM152512	GRM PR Exp Wall Elbow + 12" Pot Filler	\$ 1,930.00			
PRE-RINSES	PPI 34	GRM162100	GRM PR Wall Outlet only - Stdd	\$ 780.00			
PRE-RINSES	PPI 35	GRM162512	GRM PR Wall Outlet only + 12" Pot Filler	\$ 980.00			



Months Wtty period	Product Number	Part	Watermark Lic. No.s / Not Required	WELS Reg. No.	WELS Star rating / LPM	Mounting Hole Dims.	UOM	GT Commercial Ratings	Packing Inner Box Dims.	Inner Box Weight	Outer Box Qty	Outer Box Dims.	Outer Box Weight
36	GF152100		23008	TM41500	6 / 4.5	N/A		1 Heavy Duty	62,16,16	6kg	4	65,35,35	25kg
36	GF152100-A		23008	TM41500	6 / 4.5	N/A		1 Heavy Duty	62,16,16	6kg	4	65,35,35	25kg
36	GF152100-M		23008	TM41500	6 / 4.5	N/A		1 Heavy Duty	62,16,16	6kg	4	65,35,35	25kg
36	GF152100-C		23008	TM41500	6 / 4.5	N/A		1 Heavy Duty	48,27,9	6kg	3	65,35,35	20kg
36	GF152100-SS		23008	TM41500	6 / 4.5	N/A		1 Heavy Duty	62,16,16	6kg	4	65,35,35	25kg
36	GF152100-SM		23008	TM41495	6 / 4.5	N/A		1 Heavy Duty	62,16,16	6kg	4	65,35,35	25kg
36	GF152512		23008	TM41651	6 / 4.5 & 3 / 9	25mm		1 Heavy Duty	62,16,16	6kg	4	65,35,35	25kg
36	GF152512-A		23008	TM41651	6 / 4.5 & 3 / 9	25mm		1 Heavy Duty	62,16,16	6kg	4	65,35,35	25kg
36	GF152512-M		23008	TM41651	6 / 4.5 & 3 / 9	25mm		1 Heavy Duty	62,16,16	6kg	4	65,35,35	25kg
36	GF152512-C		23008	TM41651	6 / 4.5 & 3 / 9	25mm		1 Heavy Duty	48,27,9	6kg	3	65,35,35	20kg
36	GF152512-SS		23008	TM41651	6 / 4.5 & 3 / 9	25mm		1 Heavy Duty	62,16,16	6kg	4	65,35,35	25kg
36	GF152512-SM		23008	TM41651	6 / 4.5 & 3 / 9	25mm		1 Heavy Duty	62,16,16	6kg	4	65,35,35	25kg
36	GF162100		23008	TM41501	6 / 4.5	N/A		1 Heavy Duty	62,16,16	5kg	4	65,35,35	25kg
36	GF162100-A		23008	TM41501	6 / 4.5	N/A		1 Heavy Duty	62,16,16	5kg	4	65,35,35	25kg
36	GF162100-M		23008	TM41501	6 / 4.5	N/A		1 Heavy Duty	62,16,16	5kg	4	65,35,35	25kg
36	GF162100-C		23008	TM41501	6 / 4.5	N/A		1 Heavy Duty	48,27,9	5kg	3	65,35,35	20kg
36	GF162100-SS		23008	TM41501	6 / 4.5	N/A		1 Heavy Duty	62,16,16	5kg	4	65,35,35	25kg
36	GF162100-SM		23008	TM41501	6 / 4.5	N/A		1 Heavy Duty	62,16,16	5kg	4	65,35,35	25kg
36	GF162512		23008	TM41650	6 / 4.5 & 3 / 9	25mm		1 Heavy Duty	62,16,16	6kg	4	65,35,35	25kg
36	GF162512-A		23008	TM41650	6 / 4.5 & 3 / 9	25mm		1 Heavy Duty	62,16,16	6kg	4	65,35,35	25kg
36	GF162512-M		23008	TM41650	6 / 4.5 & 3 / 9	25mm		1 Heavy Duty	62,16,16	6kg	4	65,35,35	25kg
36	GF162512-C		23008	TM41650	6 / 4.5 & 3 / 9	25mm		1 Heavy Duty	48,27,9	6kg	3	65,35,35	20kg
36	GF162512-SS		23008	TM41650	6 / 4.5 & 3 / 9	25mm		1 Heavy Duty	62,16,16	5kg	4	65,35,35	25kg
36	GF162512-SM		23008	TM41650	6 / 4.5 & 3 / 9	25mm		1 Heavy Duty	62,16,16	6kg	4	65,35,35	25kg
36	GTKFCWB-PR01		23008	TM41501	6 / 4.5	N/A		1 Heavy Duty	44,29, 12	4kg	3	65,35,35	14kg
36	GTKFCWB-PR01-B	Y - 23009		TM41501	6 / 4.5	N/A		1 Heavy Duty	44,29, 12	4kg	3	65,35,35	14kg
36	GTWB-PR01	Y - 23010		TM41501	6 / 4.5	N/A		1 Heavy Duty	44,29, 12	4kg	3	65,35,35	14kg
36	GTWB-PR01-B	Y - 23011		TM41501	6 / 4.5	N/A		1 Heavy Duty	44,29, 12	4kg	3	65,35,35	14kg
36	GF2100		23008	TM41501	6 / 4.5	N/A		1 Heavy Duty	62,16,16	3kg	4	65,35,35	14
36	GF2100A		23008	TM41501	6 / 4.5	N/A		1 Heavy Duty	62,16,16	3kg	4	65,35,35	14
36	GF2100M		23008	TM41501	6 / 4.5	N/A		1 Heavy Duty	62,16,16	3kg	4	65,35,35	14
36	GF2100-C		23008	TM41501	6 / 4.5	N/A		1 Heavy Duty	48,27,9	3kg	3	65,35,35	10
36	GF2100-C-A		23008	TM41501	6 / 4.5	N/A		1 Heavy Duty	48,27,9	3kg	3	65,35,35	10
36	GF2100-SS		23008	TM41501	6 / 4.5	N/A		1 Heavy Duty	62,16,16	3kg	4	65,35,35	14
36	GF2100-TMV		23008	TM41501	6 / 4.5	N/A		1 Heavy Duty	62,16,16	3kg	4	65,35,35	14
36	GF2100-SM		23008	TM41501	6 / 4.5	N/A		1 Heavy Duty	62,16,16	3kg	4	65,35,35	14
36	GF2100-SH		23008	TM41501	6 / 4.5	N/A		1 Heavy Duty	62,16,16	3kg	4	65,35,35	14
36	GF2512		23008	TM41648	6 / 4.5 & 3 / 9	N/A		1 Heavy Duty	62,16,16	3kg	4	65,35,35	14
36	GF2512-A		23008	TM41648	6 / 4.5 & 3 / 9	N/A		1 Heavy Duty	62,16,16	3kg	4	65,35,35	14
36	GF2512-M		23008	TM41648	6 / 4.5 & 3 / 9	N/A		1 Heavy Duty	62,16,16	3kg	4	65,35,35	14
36	GF2512-C		23008	TM41648	6 / 4.5 & 3 / 9	N/A		1 Heavy Duty	48,27,9	3kg	3	65,35,35	10
36	GF2512-C-A		23008	TM41648	6 / 4.5 & 3 / 9	N/A		1 Heavy Duty	48,27,9	3kg	3	65,35,35	10
36	GF2512-SS		23008	TM41648	6 / 4.5 & 3 / 9	N/A		1 Heavy Duty	62,16,16	3kg	4	65,35,35	14
36	GF2512-TMV		23008	TM41648	6 / 4.5 & 3 / 9	N/A		1 Heavy Duty	62,16,16	3kg	4	65,35,35	14
36	GF2512-SM		23008	TM41648	6 / 4.5 & 3 / 9	N/A		1 Heavy Duty	62,16,16	3kg	4	65,35,35	14
36	GF2512-SH		23008	TM41648	6 / 4.5 & 3 / 9	N/A		1 Heavy Duty	62,16,16	3kg	4	65,35,35	14
24	GRM012100		23008	TM41508	6 / 4.5	25mm		1 Med-Hvy Duty					
24	GRM012512		23008	TM41646	6 / 4.5 & 3 / 9	25mm		1 Med-Hvy Duty					
24	GRM032100		23008	TM41509	6 / 4.5	32-35mm		1 Med-Hvy Duty					
24	GRM032100-C		23008	TM41509	6 / 4.5	32-35mm		1 Med-Hvy Duty					
24	GRM032100-M		23008	TM41509	6 / 4.5	32-35mm		1 Med-Hvy Duty					
24	GRM032506		23008	TM41578	6 / 4.5 & 3 / 9	32-35mm		1 Med-Hvy Duty					
24	GRM032506-C		23008	TM41578	6 / 4.5 & 3 / 9	32-35mm		1 Med-Hvy Duty					
24	GRM032512		23008	TM41578	6 / 4.5 & 3 / 9	32-35mm		1 Med-Hvy Duty					
24	GRM032512-C		23008	TM41578	6 / 4.5 & 3 / 9	32-35mm		1 Med-Hvy Duty					
24	GRM032512-M		23008	TM41578	6 / 4.5 & 3 / 9	32-35mm		1 Med-Hvy Duty					
24	GRM052100		23008	TM41510	6 / 4.5	2 x 25mm		1 Med-Hvy Duty					
24	GRM052512		23008	TM41527	6 / 4.5 & 3 / 9	2 x 25mm		1 Med-Hvy Duty					
24	GRM062100		23008	TM41511	6 / 4.5	25mm		1 Med-Hvy Duty					
24	GRM062512		23008	TM41574	6 / 4.5 & 3 / 9	25mm		1 Med-Hvy Duty					
24	GRM112100		23008	TM41525	6 / 4.5	25mm		1 Med-Hvy Duty					
24	GRM112512		23008	TM41575	6 / 4.5 & 3 / 9	25mm		1 Med-Hvy Duty					
24	GRM132100		23008	TM41526	6 / 4.5	2x35, 1x25		1 Med-Hvy Duty					
24	GRM132512		23008	TM41576	6 / 4.5 & 3 / 9	2x35, 1x25		1 Med-Hvy Duty					
24	GRM142100		23008	TM41528	6 / 4.5	2 x 25mm		1 Med-Hvy Duty					
24	GRM142100-C		23008	TM41528	6 / 4.5	2 x 25mm		1 Med-Hvy Duty					
24	GRM142512		23008	TM41605	6 / 4.5 & 3 / 9	2 x 25mm		1 Med-Hvy Duty					
24	GRM152100		23008	TM41528	6 / 4.5	2 x 25mm		1 Med-Hvy Duty					
24	GRM152512		23008	TM41605	6 / 4.5 & 3 / 9	2 x 25mm		1 Med-Hvy Duty					
24	GRM162100		23008	TM41529	6 / 4.5	25mm		1 Med-Hvy Duty					
24	GRM162512		23008	TM41577	6 / 4.5 & 3 / 9	25mm		1 Med-Hvy Duty					

Building 5, U.1,  
29-31 Timms Rd  
Everton Hills  
Qld 4053

**\*\* NOTE:- We reserve the right to change or modify any part, or aspect of this pricelist without notice, due to any errors or mistakes or calculations or sudden price increases**

**KEY: PR = Pre-Rinse STDD = Standard / EXP = Exposed / RO - Reverse Osmosis  
Ass or Ass'y = Assembled or Assembly / S/S = Stainless Steel. / Adj = Adjustable**

P - 1300 85 25 15

E - sales.info@globaltapware.com

Product Group	Product Photo i.d.	Product Part Number	Product Description	1.4.2024 New Pricing	Discount	Net Buy Price excl. GST
Tapware	PPI 36	GS02G3006S	S/S Single Deck Tap + 6" Standard Spout (A)	\$ 550.00		
Tapware		GS02G3008S	S/S Single Deck Tap + 8" Standard Spout (B)	\$ 550.00		
Tapware		GS02G3010S	S/S Single Deck Tap +10" Standard spout (C)	\$ 550.00		
Tapware		GS02G3012S	S/S Single Deck Tap +12" Standard Spout (D)	\$ 550.00		
Tapware		GS02G3014S	S/S Single Deck Tap +14" Standard Spout (E)	\$ 550.00		
Tapware		GS02G3016S	S/S Single Deck Tap +16" Standard Spout (F)	\$ 550.00		
Tapware	PPI 37	GS02G31-6-9s	S/S Single Deck Tap + 6" x 9" Gooseneck Spout	\$ 555.00		
Tapware		GS02G31-8-12S	S/S Single Deck Tap + 8" x 12" Gooseneck Spout	\$ 555.00		
Tapware		GS02G31-9-12S	S/S Single Deck Tap + 9" x 12" Gooseneck spout	\$ 555.00		
Tapware	PPI 38	GS02G3511S	S/S Single Deck Single Swivel Wok/ Kettle Filler Spout w- end tap -11"	\$ 1,000.00		
Tapware		GS02G3518S	S/S Single Deck Dbl Swivel Wok/ Kettle Filler Spout w- end tap -18"	\$ 1,200.00		
Tapware		GS02G3524S	S/S Single Deck Dbl Swivel Wok/ Kettle Filler Spout w- end tap -24"	\$ 1,240.00		
Tapware	PPI 39	GS03G3006S	S/S Dual Deck Tap + 6" Standard Spout (A)	\$ 580.00		
Tapware		GS03G3008S	S/S Dual Deck Tap + 8" Standard Spout (B)	\$ 580.00		
Tapware		GS03G3010S	S/S Dual Deck Tap +10" Standard spout (C)	\$ 580.00		
Tapware		GS03G3012S	S/S Dual Deck Tap +12" Standard Spout (D)	\$ 580.00		
Tapware		GS03G3014S	S/S Dual Deck Tap +14" Standard Spout (E)	\$ 580.00		
Tapware		GS03G3016S	S/S Dual Deck Tap +16" Standard Spout (F)	\$ 580.00		
Tapware	PPI 40	GS03G31-6-9s	S/S Dual Deck Tap + 6" x 9" Gooseneck Spout	\$ 585.00		
Tapware		GS03G31-8-12S	S/S Dual Deck Tap + 8" x 12" Gooseneck Spout	\$ 585.00		
Tapware		GS03G31-9-12S	S/S Dual Deck Tap + 9" x 12" Gooseneck spout	\$ 585.00		
Tapware	PPI 41	GS03G3511S	S/S Dual Deck Single Swivel Wok/ Kettle Filler Spout w- end tap -11"	\$ 815.00		
Tapware		GS03G3518S	S/S Dual Deck Dbl Swivel Wok/ Kettle Filler Spout w- end tap -18"	\$ 1,020.00		
Tapware		GS03G3524S	S/S Dual Deck Dbl Swivel Wok/ Kettle Filler Spout w- end tap -24"	\$ 1,065.00		
Tapware	PPI 42	GS04G3006S	S/S Exposed Deck Tap + 6" Standard Spout (A)	\$ 1,095.00		
Tapware		GS04G3008S	S/S Exposed Deck Tap + 8" Standard Spout (B)	\$ 1,095.00		
Tapware		GS04G3010S	S/S Exposed Deck Tap +10" Standard spout (C)	\$ 1,095.00		
Tapware		GS04G3012S	S/S Exposed Deck Tap +12" Standard Spout (D)	\$ 1,095.00		
Tapware		GS04G3014S	S/S Exposed Deck Tap +14" Standard Spout (E)	\$ 1,095.00		
Tapware		GS04G3016S	S/S Exposed Deck Tap +16" Standard Spout (F)	\$ 1,095.00		
Tapware	PPI 43	GS04G31-6-9s	S/S Dual Deck Tap + 6" x 9" Gooseneck Spout	\$ 1,150.00		
Tapware		GS04G31-8-12S	S/S Dual Deck Tap + 8" x 12" Gooseneck Spout	\$ 1,150.00		
Tapware		GS04G31-9-12S	S/S Dual Deck Tap + 9" x 12" Gooseneck spout	\$ 1,150.00		
Tapware	PPI 44	GS04G3511S	S/S Exp. Breach Deck Tap Single Swivel Wok/Kettle Filler Spout w-end tap-11"	\$ 1,640.00		
Tapware		GS04G3518S	S/S Exp. Breach Deck Tap Dbl Swivel Wok/ Kettle Filler Spout w- end tap -18"	\$ 1,855.00		
Tapware		GS04G3524S	S/S Exp. Breach Deck Tap Dbl Swivel Wok/ Kettle Filler Spout w- end tap -24"	\$ 1,895.00		
Tapware	PPI 45	GS06G3006S	S/S Deck Tap + 6" Standard Spout (A)	\$ 190.00		
Tapware		GS06G3008S	S/S Deck Tap + 8" Standard Spout (B)	\$ 190.00		
Tapware		GS06G3010S	S/S Deck Tap +10" Standard spout (C)	\$ 190.00		
Tapware		GS06G3012S	S/S Deck Tap +12" Standard Spout (D)	\$ 190.00		
Tapware		GS06G3014S	S/S Deck Tap +14" Standard Spout (E)	\$ 190.00		
Tapware		GS06G3016S	S/S Deck Tap +16" Standard Spout (F)	\$ 190.00		
Tapware	PPI 46	GS06G31-6-9s	S/S Hob Outlet + 6" x 9" Gooseneck Spout	\$ 195.50		
Tapware		GS06G31-8-12S	S/S Hob Outlet + 8" x 12" Gooseneck Spout	\$ 195.50		
Tapware		GS06G31-9-12S	S/S Hob Outlet + 9" x 12" Gooseneck spout	\$ 195.50		
Tapware	PPI 47	GS06G3511S	S/S Deck only Single Swivel Wok/ Kettle Filler Spout w- end tap -11"	\$ 640.00		
Tapware		GS06G3518S	S/S Deck only Dbl Swivel Wok/ Kettle Filler Spout w- end tap -18"	\$ 840.00		
Tapware		GS06G3524S	S/S Deck only Dbl Swivel Wok/ Kettle Filler Spout w- end tap -24"	\$ 885.00		
Tapware	PPI 48	GS07G3006S	S/S Hidden Adj. Breach Hob + 8" Standard Spout (A)	\$ 960.00		
Tapware		GS07G3008S	S/S Hidden Adj. Breach Hob + 8" Standard Spout (B)	\$ 960.00		
Tapware		GS07G3010S	S/S Hidden Adj. Breach Hob +10" Standard spout (C)	\$ 960.00		
Tapware		GS07G3012S	S/S Hidden Adj. Breach Hob +12" Standard Spout (D)	\$ 960.00		
Tapware		GS07G3014S	S/S Hidden Adj. Breach Hob +14" Standard Spout (E)	\$ 960.00		
Tapware		GS07G3016S	S/S Hidden Adj. Breach Hob +16" Standard Spout (F)	\$ 960.00		
Tapware	PPI 49	GS11G3006S	S/S Single Wall Tap + 6" Standard Spout (A)	\$ 460.00		
Tapware		GS11G3008S	S/S Single Wall Tap + 8" Standard Spout (B)	\$ 460.00		
Tapware		GS11G3010S	S/S Single Wall Tap +10" Standard spout (C)	\$ 460.00		
Tapware		GS11G3012S	S/S Single Wall Tap +12" Standard Spout (D)	\$ 460.00		
Tapware		GS11G3014S	S/S Single Wall Tap +14" Standard Spout (E)	\$ 460.00		
Tapware		GS11G3016S	S/S Single Wall Tap +16" Standard Spout (F)	\$ 460.00		
Tapware	PPI 50	GS11G31-6-9s	S/S Single Wall Tap + 6" x 9" Gooseneck Spout	\$ 465.00		
Tapware		GS11G31-8-12S	S/S Single Wall Tap + 8" x 12" Gooseneck Spout	\$ 465.00		
Tapware		GS11G31-9-12S	S/S Single Wall Tap + 9" x 12" Gooseneck spout	\$ 465.00		

Months Wtty period	Product Number	Part	Watermark Lic. No.s / Not Required	WELS Reg. No.	WELS Star rating / LPM	Mounting Hole Dims.	UOM	GT Commercial Ratings	Packing Inner Box Dims.	Inner Box Weight	Outer Box Qty	Outer Box Dims.	Outer Box Weight
36	GS02G3006S		23008	TM41086	3 /9	25		1 Heavy Duty					
36	GS02G3008S		23008	TM41086	3 /9	25		1 Heavy Duty					
36	GS02G3010S		23008	TM41086	3 /9	25		1 Heavy Duty					
36	GS02G3012S		23008	TM41086	3 /9	25		1 Heavy Duty					
36	GS02G3014S		23008	TM41086	3 /9	25		1 Heavy Duty					
36	GS02G3016S		23008	TM41086	3 /9	25		1 Heavy Duty					
36	GS02G31-6-9s		23008	TM42777	4 /7.5	25		1 Heavy Duty					
36	GS02G31-8-12S		23008	TM42777	4 /7.5	25		1 Heavy Duty					
36	GS02G31-9-12S		23008	TM42777	4 /7.5	25		1 Heavy Duty					
36	GS02G3511S		23008	TM41201	3 /9	25		1 Heavy Duty					
36	GS02G3518S		23008	TM41201	3 /9	25		1 Heavy Duty					
36	GS02G3524S		23008	TM41201	3 /9	25		1 Heavy Duty					
36	GS03G3006S		23008	T40511	3 /9	32-35mm		1 Heavy Duty					
36	GS03G3008S		23008	T40511	3 /9	32-35mm		1 Heavy Duty					
36	GS03G3010S		23008	T40511	3 /9	32-35mm		1 Heavy Duty					
36	GS03G3012S		23008	T40511	3 /9	32-35mm		1 Heavy Duty					
36	GS03G3014S		23008	T40511	3 /9	32-35mm		1 Heavy Duty					
36	GS03G3016S		23008	T40511	3 /9	32-35mm		1 Heavy Duty					
36	GS03G31-6-9s		23008	TM42773	4 /7.5	25		1 Heavy Duty					
36	GS03G31-8-12S		23008	TM42773	4 /7.5	25		1 Heavy Duty					
36	GS03G31-9-12S		23008	TM42773	4 /7.5	25		1 Heavy Duty					
36	GS03G3511S												
36	GS03G3518S		23008	TM41201	3 /9	32-35mm		1 Heavy Duty					
36	GS03G3524S												
36	GS04G3006S		23008	TM41082	3 /9	25 x 2		1 Heavy Duty					
36	GS04G3008S		23008	TM41082	3 /9	25 x 2		1 Heavy Duty					
36	GS04G3010S		23008	TM41082	3 /9	25 x 2		1 Heavy Duty					
36	GS04G3012S		23008	TM41082	3 /9	25 x 2		1 Heavy Duty					
36	GS04G3014S		23008	TM41082	3 /9	25 x 2		1 Heavy Duty					
36	GS04G3016S		23008	TM41082	3 /9	25 x 2		1 Heavy Duty					
36	GS04G31-6-9s		23008	TM42773	4 /7.5	25		1 Heavy Duty					
36	GS04G31-8-12S		23008	TM42773	4 /7.5	25		1 Heavy Duty					
36	GS04G31-9-12S		23008	TM42773	4 /7.5	25		1 Heavy Duty					
35	GS04G3511S												
36	GS04G3518S		23008	TM41201	3 /9	25 x 2		1 Heavy Duty					
37	GS04G3524S												
36	GS06G3006S		23008	TM41079	3 /9	25		1 Heavy Duty					
36	GS06G3008S		23008	TM41079	3 /9	25		1 Heavy Duty					
36	GS06G3010S		23008	TM41079	3 /9	25		1 Heavy Duty					
36	GS06G3012S		23008	TM41079	3 /9	25		1 Heavy Duty					
36	GS06G3014S		23008	TM41079	3 /9	25		1 Heavy Duty					
36	GS06G3016S		23008	TM41079	3 /9	25		1 Heavy Duty					
36	GS06G31-6-9s		23008	TM42778	4 /7.5	25		1 Heavy Duty					
36	GS06G31-8-12S		23008	TM42778	4 /7.5	25		1 Heavy Duty					
36	GS06G31-9-12S		23008	TM42778	4 /7.5	25		1 Heavy Duty					
36	GS06G3511S												
36	GS06G3518S		23008	TM41201	3 /9	25		1 Heavy Duty					
36	GS06G3524S												
36	GS07G3006S		23008	TM42779	3 /9	25, 2x 35		1 Heavy Duty					
36	GS07G3008S		23008	TM42779	3 /9	25, 2x 35		1 Heavy Duty					
36	GS07G3010S		23008	TM42779	3 /9	25, 2x 35		1 Heavy Duty					
36	GS07G3012S		23008	TM42779	3 /9	25, 2x 35		1 Heavy Duty					
36	GS07G3014S		23008	TM42779	3 /9	25, 2x 35		1 Heavy Duty					
36	GS07G3016S		23008	TM42779	3 /9	25, 2x 35		1 Heavy Duty					
36	GS11G3006S		23008	TM41087	3 /9	25		1 Heavy Duty					
36	GS11G3008S		23008	TM41087	3 /9	25		1 Heavy Duty					
36	GS11G3010S		23008	TM41087	3 /9	25		1 Heavy Duty					
36	GS11G3012S		23008	TM41087	3 /9	25		1 Heavy Duty					
36	GS11G3014S		23008	TM41087	3 /9	25		1 Heavy Duty					
36	GS11G3016S		23008	TM41087	3 /9	25		1 Heavy Duty					
36	GS11G31-6-9s		23008	TM42777	4 /7.5	25		1 Heavy Duty					
36	GS11G31-8-12S		23008	TM42777	4 /7.5	25		1 Heavy Duty					
36	GS11G31-9-12S		23008	TM42777	4 /7.5	25		1 Heavy Duty					

Building 5, U.1,  
29-31 Timms Rd  
Everton Hills  
Qld 4053

**\*\* NOTE:- We reserve the right to change or modify any part, or aspect of this pricelist without notice, due to any errors or mistakes or calculations or sudden price increases**

**KEY: PR = Pre-Rinse STDD = Standard / EXP = Exposed / RO - Reverse Osmosis  
Ass or Ass'y = Assembled or Assembly / S/S = Stainless Steel. / Adj = Adjustable**

P - 1300 85 25 15

E - sales.info@globaltapware.com

Product Group	Product Photo i.d.	Product Part Number	Product Description	1.4.2024 New Pricing	Discount	Net Buy Price excl. GST
Tapware	PPI 51	GS11G3511S	S/S Single Wall Tap w/- Single Swivel Wok /Kettle Spout w- End tap -11"	\$ 925.00		
Tapware		GS11G3518S	S/S Single Wall Tap w/- Double Swivel Wok / Kettle Spout w- End tap -18"	\$ 1,135.00		
Tapware		GS11G3524S	S/S Single Wall Tap w/- Double Swivel Wok / Kettle Spout w- End tap -24"	\$ 1,175.00		
Tapware	PPI 52	GS15G3006S-CS	S/S Exposed Wall Tap 6" Standard Spout (A) -suit Cleaners Sink	\$ 904.00		
Tapware		GS15G3008S-CS	S/S Exposed Wall Tap 8" Standard Spout (B) -suit Cleaners Sink	\$ 904.00		
Tapware		GS15G3010S-CS	S/S Exposed Wall Tap 10" Standard Spout (C) -suit Cleaners Sink	\$ 904.00		
Tapware	PPI 53	GS15G3012S-CS	S/S Exposed Wall Tap 12" Standard Spout (D) -suit Cleaners Sink	\$ 904.00		
Tapware		GS15G3006S	S/S Exposed Wall Tap 6" Standard Spout (A)	\$ 840.00		
Tapware		GS15G3008S	S/S Exposed Wall Tap 8" Standard Spout (B)	\$ 840.00		
Tapware		GS15G3010S	S/S Exposed Wall Tap 10" Standard Spout (C)	\$ 840.00		
Tapware		GS15G3012S	S/S Exposed Wall Tap 12" Standard Spout (D)	\$ 840.00		
Tapware		GS15G3014S	S/S Exposed Wall Tap 14" Standard Spout (E)	\$ 840.00		
Tapware		GS15G3016S	S/S Exposed Wall Tap 16" Standard Spout (F)	\$ 840.00		
Tapware	PPI 54	GS15G31-6-9s	S/S Exposed Wall Tap + 6" x 9" Gooseneck Spout	\$ 845.00		
Tapware		GS15G31-8-12S	S/S Exposed Wall Tap + 8" x 12" Gooseneck Spout	\$ 845.00		
Tapware		GS15G31-9-12S	S/S Exposed Wall Tap + 9" x 12" Gooseneck spout	\$ 845.00		
Tapware	PPI 55	GS15G3511S	S/S Exposed Wall Tap + Single Swivel Wok / Kettle Spout w- End Tap - 11"	\$ 1,340.00		
Tapware		GS15G3518S	S/S Exposed Wall Tap + Double Swivel Wok / Kettle Spout w- End Tap - 18"	\$ -		
Tapware		GS15G35S	S/S Exposed Wall Tap + Double Swivel Wok / Kettle Spout w- End Tap - 24"	\$ 1,590.00		
Tapware	PPI 56	GS16G3006S	S/S Wall Tap + 6" Standard Spout (A)	\$ 245.00		
Tapware		GS16G3008S	S/S Wall Tap + 8" Standard Spout (B)	\$ 245.00		
Tapware		GS16G3010S	S/S Wall Tap +10" Standard spout (C)	\$ 245.00		
Tapware		GS16G3012S	S/S Wall Tap +12" Standard Spout (D)	\$ 245.00		
Tapware		GS16G3014S	S/S Wall Tap +14" Standard Spout (E)	\$ 245.00		
Tapware		GS16G3016S	S/S Wall Tap +16" Standard Spout (F)	\$ 245.00		
Tapware	PPI 57	GS16G31-6-9s	S/S Wall Outlet + 6" x 9" Gooseneck Spout	\$ 250.00		
Tapware		GS16G31-8-12S	S/S Wall Outlet + 8" x 12" Gooseneck Spout	\$ 250.00		
Tapware		GS16G31-9-12S	S/S Wall Outlet + 9" x 12" Gooseneck spout	\$ 250.00		
Tapware	PPI 58	GS16G3511S	S/S Wall Outlet only w/- Single Swivel Wok /Kettle Spout w- End tap -11"	\$ 740.00		
Tapware		GS16G3518S	S/S Wall Outlet only w/- Double Swivel Wok / Kettle Spout w- End tap -18"	\$ 950.00		
Tapware		GS16G3524S	S/S Wall Outlet only w/- Double Swivel Wok / Kettle Spout w- End tap -24"	\$ 985.00		
Tapware	PPI 59	GS02S	S/S Single Deck Tap - Swivel Outlet	\$ 485.00		
Tapware		GS03S	S/S Dual Hob Tap Body - Swivel Outlet	\$ 499.50		
Tapware		GS04S	S/S Deck Base only - Swivel Outlet	\$ 1,050.00		
Tapware		GS06S	S/S Deck Base - Swivel Outlet	\$ 105.00		
Tapware		GS07S	S/S Hidden Breach -Svl	\$ 870.00		
Tapware		GS11S	S/S Single Wall Tap- Swivel Outlet	\$ 410.00		
Tapware		GS15S	Stainless Wall Expose - Swivel Outlet	\$ 765.00		
Tapware		GS16S	S/S Wall Swivel Outlet	\$ 198.00		
Tapware	PPI 60	GEC01G3006	EC Single Hob Tap + 6" Standard Spout	\$ 630.00		
Tapware		GEC01G3008	EC Single Hob Tap + 8" Standard Spout	\$ 630.00		
Tapware		GEC01G3010	EC Single Hob Tap + 10" Standard Spout	\$ 630.00		
Tapware		GEC01G3012	EC Single Hob Tap + 12" Standard Spout	\$ 630.00		
Tapware		GEC01G3014	EC Single Hob Tap + 14" Standard Spout	\$ 630.00		
Tapware		GEC01G3016	EC Single Hob Tap + 16" Standard Spout	\$ 630.00		
Tapware	PPI 61	GEC01G3518	EC Single Hob Tap +18"Double Swivel End Tap	\$ 1,255.00		
Tapware	PPI 62	GEC03G3006	EC Dual Deck Tap - 6" Standard Spout	\$ 485.00		
Tapware		GEC03G3008	EC Dual Deck Tap - 8" Standard Spout	\$ 485.00		
Tapware		GEC03G3010	EC Dual Deck Tap - 10" Standard Spout	\$ 485.00		
Tapware		GEC03G3012	EC Dual Deck Tap - 12" Standard Spout	\$ 485.00		
Tapware		GEC03G3014	EC Dual Deck Tap - 14" Standard Spout	\$ 485.00		
Tapware		GEC03G3016	EC Dual Deck Tap - 16" Standard Spout	\$ 485.00		
Tapware	PPI 63	GEC05G3006	EC Exp Hob-Adj. Breach + 6" Standard Spout	\$ 1,020.00		
Tapware		GEC05G3008	EC Exp Hob-Adj. Breach + 8" Standard Spout	\$ 1,020.00		
Tapware		GEC05G3010	EC Exp Hob-Adj. Breach + 10" Standard Spout	\$ 1,020.00		
Tapware		GEC05G3012	EC Exp Hob-Adj. Breach + 12" Standard Spout	\$ 1,020.00		
Tapware		GEC05G3014	EC Exp Hob-Adj. Breach + 14" Standard Spout	\$ 1,020.00		
Tapware		GEC05G3016	EC Exp Hob-Adj. Breach + 16" Standard Spout	\$ 1,020.00		
Tapware	PPI 64	GEC06G3006	EC Hob Standar Spout Only 6"	\$ 270.00		
Tapware		GEC06G3008	EC Hob Standar Spout Only 8"	\$ 270.00		
Tapware		GEC06G3010	EC Hob Standar Spout Only 10"	\$ 270.00		
Tapware		GEC06G3012	EC Hob Standar Spout Only 12"	\$ 270.00		
Tapware		GEC06G3014	EC Hob Standar Spout Only 14"	\$ 270.00		
Tapware		GEC06G3016	EC Hob Standar Spout Only 16"	\$ 270.00		
Tapware	PPI 65	GEC07G3006	EC Hidden Adj BasinSet 12"Stdd	\$ 210.00		
Tapware		GEC07G3008	EC Hidden Adj BasinSet 12"Stdd	\$ 210.00		
Tapware		GEC07G3010	EC Hidden Adj BasinSet 12"Stdd	\$ 210.00		
Tapware		GEC07G3012	EC Hidden Adj BasinSet 12"Stdd	\$ 210.00		
Tapware		GEC07G3014	EC Hidden Adj BasinSet 12"Stdd	\$ 210.00		
Tapware		GEC07G3016	EC Hidden Adj BasinSet 12"Stdd	\$ 210.00		
Tapware		GEC07G3106	EC Basin Set - 6" GN	\$ 210.00		

Months Wtty period	Product Number	Part	Watermark Lic. No.s / Not Required	WELS Reg. No.	WELS Star rating / LPM	Mounting Hole Dims.	UOM	GT Commercial Ratings	Packing Inner Box Dims.	Inner Box Weight	Outer Box Qty	Outer Box Dims.	Outer Box Weight
36	GS11G3511S		23008	TM41201	3 /9	25		1 Heavy Duty					
36	GS11G3518S		23008	TM41201	3 /9	25		1 Heavy Duty					
36	GS11G3524S		23008	TM41201	3 /9	25		1 Heavy Duty					
36	GS15G3006S-CS		23008	TM41080	3 /9	25 x 2		1 Heavy Duty					
36	GS15G3008S-CS		23008	TM41080	3 /9	25 x 2		1 Heavy Duty					
36	GS15G3010S-CS		23008	TM41080	3 /9	25 x 2		1 Heavy Duty					
36	GS15G3012S-CS		23008	TM41080	3 /9	25 x 2		1 Heavy Duty					
36	GS15G3006S		23008	TM41080	3 /9	25 x 2		1 Heavy Duty					
36	GS15G3008S		23008	TM41080	3 /9	25 x 2		1 Heavy Duty					
36	GS15G3010S		23008	TM41080	3 /9	25 x 2		1 Heavy Duty					
36	GS15G3012S		23008	TM41080	3 /9	25 x 2		1 Heavy Duty					
36	GS15G3014S		23008	TM41080	3 /9	25 x 2		1 Heavy Duty					
36	GS15G3016S		23008	TM41080	3 /9	25 x 2		1 Heavy Duty					
36	GS15G31-6-9s		23008	TM42773	4 /7.5	25		1 Heavy Duty					
36	GS15G31-8-12S		23008	TM42773	4 /7.5	25		1 Heavy Duty					
36	GS15G31-9-12S		23008	TM42773	4 /7.5	25		1 Heavy Duty					
36	GS15G3511S		23008	TM41201	3 /9	25 x 2		1 Heavy Duty					
36	GS15G3518S		23008	TM41201	3 /9	25 x 2		1 Heavy Duty					
36	GS15G35S		23008	TM41201	3 /9	25 x 2		1 Heavy Duty					
36	GS16G3006S		23008	TM41087	3 /9	25		1 Heavy Duty					
36	GS16G3008S		23008	TM41087	3 /9	25		1 Heavy Duty					
36	GS16G3010S		23008	TM41087	3 /9	25		1 Heavy Duty					
36	GS16G3012S		23008	TM41087	3 /9	25		1 Heavy Duty					
36	GS16G3014S		23008	TM41087	3 /9	25		1 Heavy Duty					
36	GS16G3016S		23008	TM41087	3 /9	25		1 Heavy Duty					
36	GS16G31-6-9s		23008	TM42778	4 /7.5	25		1 Heavy Duty					
36	GS16G31-8-12S		23008	TM42778	4 /7.5	25		1 Heavy Duty					
36	GS16G31-9-12S		23008	TM42778	4 /7.5	25		1 Heavy Duty					
36	GS16G3511S		23008			25		1 Heavy Duty					
36	GS16G3518S		23008			25		1 Heavy Duty					
36	GS16G3524S		23008			25		1 Heavy Duty					
36	GS02S	N/A	N/A	N/A		25		1 Heavy Duty					
36	GS03S	N/A	N/A	N/A		35		1 Heavy Duty					
36	GS04S	N/A	N/A	N/A		25 x 2		1 Heavy Duty					
36	GS06S	N/A	N/A	N/A		25		1 Heavy Duty					
36	GS07S	N/A	N/A	N/A		2x35,1x25		1 Heavy Duty					
36	GS11S	N/A	N/A	N/A		25		1 Heavy Duty					
36	GS15S	N/A	N/A	N/A		25 x 2		1 Heavy Duty					
36	GS16S	N/A	N/A	N/A		25		1 Heavy Duty					
24	GEC01G3006		23008	TM41078	3 /9	25		1 Med-Hvy Duty					
24	GEC01G3008		23008	TM41078	3 /9	25		2 Med-Hvy Duty					
24	GEC01G3010		23008	TM41078	3 /9	25		3 Med-Hvy Duty					
24	GEC01G3012		23008	TM41078	3 /9	25		4 Med-Hvy Duty					
24	GEC01G3014		23008	TM41078	3 /9	25		5 Med-Hvy Duty					
24	GEC01G3016		23008	TM41078	3 /9	25		6 Med-Hvy Duty					
24	GEC01G3518		23008	TM41102	3 /9	25		1 Med-Hvy Duty					
24	GEC03G3006		23008	TM41084	3 /9	32-35mm		1 Med-Hvy Duty					
24	GEC03G3008		23008	TM41084	3 /9	32-35mm		1 Med-Hvy Duty					
24	GEC03G3010		23008	TM41084	3 /9	32-35mm		1 Med-Hvy Duty					
24	GEC03G3012		23008	TM41084	3 /9	32-35mm		1 Med-Hvy Duty					
24	GEC03G3014		23008	TM41084	3 /9	32-35mm		2 Med-Hvy Duty					
24	GEC03G3016		23008	TM41084	3 /9	32-35mm		1 Med-Hvy Duty					
24	GEC05G3006		23008	TM41101	3 /9	25 x 2		1 Med-Hvy Duty					
24	GEC05G3008		23008	TM41101	3 /9	25 x 2		1 Med-Hvy Duty					
24	GEC05G3010		23008	TM41101	3 /9	25 x 2		1 Med-Hvy Duty					
24	GEC05G3012		23008	TM41101	3 /9	25 x 2		1 Med-Hvy Duty					
24	GEC05G3014		23008	TM41101	3 /9	25 x 2		1 Med-Hvy Duty					
24	GEC05G3016		23008	TM41101	3 /9	25 x 2		1 Med-Hvy Duty					
24	GEC06G3006		23008	TM41081	3 /9	25		1 Med-Hvy Duty					
24	GEC06G3008		23008	TM41081	3 /9	25		1 Med-Hvy Duty					
24	GEC06G3010		23008	TM41081	3 /9	25		1 Med-Hvy Duty					
24	GEC06G3012		23008	TM41081	3 /9	25		1 Med-Hvy Duty					
24	GEC06G3014		23008	TM41081	3 /9	25		1 Med-Hvy Duty					
24	GEC06G3016		23008	TM41081	3 /9	25		1 Med-Hvy Duty					
24	GEC07G3006		23008	TBA	3 /9	2x35, 1x25		1 Med-Hvy Duty					
24	GEC07G3008		23008	TBA	3 /9	2x35, 1x25		1 Med-Hvy Duty					
24	GEC07G3010		23008	TBA	3 /9	2x35, 1x25		1 Med-Hvy Duty					
24	GEC07G3012		23008	TBA	3 /9	2x35, 1x25		1 Med-Hvy Duty					
24	GEC07G3014		23008	TBA	3 /9	2x35, 1x25		1 Med-Hvy Duty					
24	GEC07G3016		23008	TBA	3 /9	2x35, 1x25		1 Med-Hvy Duty					
24	GEC07G3106		23008	TBA	3 /9	2x35, 1x25		1 Med-Hvy Duty					



Building 5, U.1,  
29-31 Timms Rd  
Everton Hills  
Qld 4053

**\*\* NOTE:- We reserve the right to change or modify any part, or aspect of this pricelist without notice, due to any errors or mistakes or calculations or sudden price increases**

**KEY: PR = Pre-Rinse STDD = Standard / EXP = Exposed / RO - Reverse Osmosis  
Ass or Ass'y = Assembled or Assembly / S/S = Stainless Steel. / Adj = Adjustable**

P - 1300 85 25 15

E - sales.info@globaltapware.com

Product Group	Product Photo i.d.	Product Part Number	Product Description	1.4.2024 New Pricing	Discount	Net Buy Price excl. GST	
Tapware	PPI 66	GEC11G3006	EC Single Wall Tap + 6" Standard Spout	\$ 680.00			
Tapware		GEC11G3008	EC Single Wall Tap + 8" Standard Spout	\$ 680.00			
Tapware		GEC11G3011	EC Single Wall Tap + 10" Standard Spout	\$ 680.00			
Tapware		GEC11G3012	EC Single Wall Tap + 12" Standard Spout	\$ 680.00			
Tapware		GEC11G3014	EC Single Wall Tap + 14" Standard Spout	\$ 680.00			
Tapware		GEC11G3016	EC Single Wall Tap + 16" Standard Spout	\$ 680.00			
Tapware		PPI 67	GEC11G3518	EC Single Wall Tap + 18" Double Swivel End Tap	\$ 1,255.00		
Tapware			PPI 68	GEC13G3006	EC Wall Stops + 6" Standard Spout	\$ 310.00	
Tapware		GEC13G3008		EC Wall Stops + 8" Standard Spout	\$ 310.00		
Tapware		GEC13G3010		EC Wall Stops + 10" Standard Spout	\$ 310.00		
Tapware	GEC13G3012	EC Wall Stops + 12" Standard Spout		\$ 310.00			
Tapware	GEC13G3014	EC Wall Stops + 14" Standard Spout		\$ 310.00			
Tapware	GEC13G3016	EC Wall Stops + 16" Standard Spout		\$ 310.00			
Tapware	PPI 69	GEC13SLA150		EC Wall Stops + 150mm Laundry Arm	\$ 95.00		
Tapware		GEC13SLA225		EC Wall Stops + 225mm Laundry Arm	\$ 95.00		
Tapware	PPI 70	GEC14G3006		EC Exp Adj Breach Wall Tap Straight + 6" Spout	\$ 1,100.00		
Tapware		GEC14G3008		EC Exp Adj Breach Wall Tap Straight + 8" Spout	\$ 1,100.00		
Tapware		GEC14G3010	EC Exp Adj Breach Wall Tap Straight + 10" Spout	\$ 1,100.00			
Tapware		GEC14G3012	EC Exp Adj Breach Wall Tap Straight + 12" Spout	\$ 1,100.00			
Tapware		GEC14G3014	EC Exp Adj Breach Wall Tap Straight + 14" Spout	\$ 1,100.00			
Tapware	PPI 71	GEC14G3016	EC Exp Adj Breach Wall Tap Straight + 16" Spout	\$ 1,100.00			
Tapware		GEC15G3006	EC Exp Adj Breach Wall Tap Elbow + 6" Spout	\$ 1,090.00			
Tapware		GEC15G3008	EC Exp Adj Breach Wall Tap Elbow + 8" Spout	\$ 1,090.00			
Tapware		GEC15G3010	EC Exp Adj Breach Wall Tap Elbow + 10" Spout	\$ 1,090.00			
Tapware		GEC15G3012	EC Exp Adj Breach Wall Tap Elbow + 12" Spout	\$ 1,090.00			
Tapware	PPI 72	GEC15G3014	EC Exp Adj Breach Wall Tap Elbow + 14" Spout	\$ 1,090.00			
Tapware		GEC15G3016	EC Exp Adj Breach Wall Tap Elbow + 16" Spout	\$ 1,090.00			
Tapware		GEC16G3006	EC Wall Outlet + 6" Standard Spout	\$ 240.00			
Tapware		GEC16G3008	EC Wall Outlet + 8" Standard Spout	\$ 240.00			
Tapware		GEC16G3010	EC Wall Outlet + 10" Standard Spout	\$ 240.00			
Tapware	PPI 73	GEC16G3012	EC Wall Outlet + 12" Standard Spout	\$ 240.00			
Tapware		GEC16G3014	EC Wall Outlet + 14" Standard Spout	\$ 240.00			
Tapware		GEC16G3016	EC Wall Outlet + 16" Standard Spout	\$ 240.00			
Tapware		PPI 74	GEC09BC	EC Hob Bib Cock -1/2" m Inlet	\$ 64.00		
Tapware			GEC11-12M	EC Wall Bib Cock 1/2" M Outlet	\$ 74.00		
Tapware	PPI 75	GEC17BCF45	EC Wall Bib Cock 45d Head -1/2" fi Inlet	\$ 64.00			
Tapware		PPI 76	GEC17BCM	EC Wall Bib Cock- Stdd - 1/2"m Inlet	\$ 64.00		
Tapware	PPI 77		GEC01S	EC Single Hob Tap- Swvl Outlet	\$ 580.00		
Tapware			GEC03S	EC Dual Hob w/-Swivel Outlet	\$ 430.00		
Tapware			GEC05S	EC Exp Adj Hob - Svl O/let	\$ 945.00		
Tapware			GEC06S	EC Hob Mount only -Svl Outlet	\$ 220.00		
Tapware			GEC07S	EC Hidden Adj Hob - Svl O/let	\$ 160.00		
Tapware			GEC11S	EC Single Hob Tap- Swivel Outlet	\$ 630.00		
Tapware			GEC13S	EC Wall Stops + Elbow Swivel Outlet	\$ 260.00		
Tapware			GEC14S	EC Exp Adj Wall -Straight-Svl	\$ 1,020.00		
Tapware			GEC15S	EC Exp Adj Wall -Elb-Svl O/L	\$ 1,105.00		
Tapware		GEC16S	EC Wall Elbow Swivel Outlet	\$ 188.00			
Tapware	PPI 78	GQ01G3006-L2	Q Single Hob tap + 6" Standard Spout-L2	\$ 1,055.00			
Tapware		GQ01G3008-L2	Q Single Hob tap + 8" Standard Spout-L2	\$ 1,055.00			
Tapware		GQ01G3010-L2	Q Single Hob tap +10" Standard Spout-L2	\$ 1,055.00			
Tapware		GQ01G3012-L2	Q Single Hob tap +12" Standard Spout-L2	\$ 1,055.00			
Tapware		GQ01G3014-L2	Q Single Hob tap +14" Standard Spout-L2	\$ 1,055.00			
Tapware	PPI 79	GQ01G3016-L2	Q Single Hob tap +16" Standard Spout-L2	\$ 1,055.00			
Tapware		GQ03G3006-L1	Q Dual Hob Tap + 6" Standard Spout-L1	\$ 1,270.00			
Tapware		GQ03G3008-L1	Q Dual Hob Tap + 8" Standard Spout-L1	\$ 1,270.00			
Tapware		GQ03G3010-L1	Q Dual Hob Tap + 10" Standard Spout-L1	\$ 1,270.00			
Tapware		GQ03G3012-L1	Q Dual Hob Tap + 12" Standard Spout-L1	\$ 1,270.00			
Tapware	PPI 80	GQ03G3014-L1	Q Dual Hob Tap + 14" Standard Spout-L1	\$ 1,270.00			
Tapware		GQ03G3016-L1	Q Dual Hob Tap + 16" Standard Spout-L1	\$ 1,270.00			
Tapware		GQ05G3006-L2	Q Exp Adj Breach Hob Tap + 6" Standard Spout-L2	\$ 1,905.00			
Tapware		GQ05G3008-L2	Q Exp Adj Breach Hob Tap + 8" Standard Spout-L2	\$ 1,905.00			
Tapware		GQ05G3010-L2	Q Exp Adj Breach Hob Tap + 10" Standard Spout-L2	\$ 1,905.00			
Tapware	PPI 81	GQ05G3012-L2	Q Exp Adj Breach Hob Tap + 12" Standard Spout-L2	\$ 1,905.00			
Tapware		GQ05G3014-L2	Q Exp Adj Breach Hob Tap + 14" Standard Spout-L2	\$ 1,905.00			
Tapware		GQ05G3016-L2	Q Exp Adj Breach Hob Tap + 16" Standard Spout-L2	\$ 1,905.00			
Tapware		PPI 82	GQ11G3006-L2	Q Single Wall tap + 6" Standard Spout -L2	\$ 1,100.00		
Tapware			GQ11G3008-L2	Q Single Wall tap + 8" Standard Spout -L2	\$ 1,100.00		
Tapware	GQ11G3010-L2		Q Single Wall tap + 10" Standard Spout -L2	\$ 1,100.00			
Tapware	GQ11G3012-L2		Q Single Wall tap + 12" Standard Spout -L2	\$ 1,100.00			
Tapware	GQ11G3014-L2		Q Single Wall tap + 14" Standard Spout -L2	\$ 1,100.00			
Tapware	GQ11G3016-L2		Q Single Wall tap + 16" Standard Spout -L2	\$ 1,100.00			
Tapware	GQ13G3006-L2		Q Wall Stops Tap + 6" Standard Spout -L2	\$ 1,100.00			
Tapware	GQ13G3008-L2		Q Wall Stops Tap + 8" Standard Spout -L2	\$ 1,100.00			
Tapware	GQ13G3010-L2		Q Wall Stops Tap + 10" Standard Spout -L2	\$ 1,100.00			
Tapware	GQ13G3012-L2		Q Wall Stops Tap + 12" Standard Spout -L2	\$ 1,100.00			
Tapware	GQ13G3014-L2	Q Wall Stops Tap + 14" Standard Spout -L2	\$ 1,100.00				
Tapware	GQ13G3016-L2	Q Wall Stops Tap + 16" Standard Spout -L2	\$ 1,100.00				

Months Wtty period	Product Number	Part	Watermark Lic. No.s / Not Required	WELS Reg. No.	WELS Star rating / LPM	Mounting Hole Dims.	UOM	GT Commercial Ratings	Packing Inner Box Dims.	Inner Box Weight	Outer Box Qty	Outer Box Dims.	Outer Box Weight
24	GEC11G3006		23008	TM41085	3 /9	25		1 Med-Hvy Duty					
24	GEC11G3008		23008	TM41085	3 /9	25		1 Med-Hvy Duty					
24	GEC11G3011		23008	TM41085	3 /9			1 Med-Hvy Duty					
24	GEC11G3012		23008	TM41085	3 /9	25		1 Med-Hvy Duty					
24	GEC11G3014		23008	TM41085	3 /9			1 Med-Hvy Duty					
24	GEC11G3016		23008	TM41085	3 /9			1 Med-Hvy Duty					
24	GEC11G3518		23008	TM41102	3 /9	25		1 Med-Hvy Duty					
24	GEC13G3006		23008	TM41100	3 /9	35x2, 25x1		1 Med-Hvy Duty					
24	GEC13G3008		23008	TM41100	3 /9	35x2, 25x1		1 Med-Hvy Duty					
24	GEC13G3010		23008	TM41100	3 /9	35x2, 25x1		1 Med-Hvy Duty					
24	GEC13G3012		23008	TM41100	3 /9	35x2, 25x1		1 Med-Hvy Duty					
24	GEC13G3014		23008	TM41100	3 /9	35x2, 25x1		1 Med-Hvy Duty					
24	GEC13G3016		23008	TM41100	3 /9	35x2, 25x1		1 Med-Hvy Duty					
24	GEC13SLA150		23008	T17878	3 /8	35x2, 25x1		1 Med-Hvy Duty					
24	GEC13SLA225		23008	T17880	4 /7.5	35x2, 25x1		1 Med-Hvy Duty					
24	GEC14G3006		23008	TM41101	3 /9	25 x 2		1 Med-Hvy Duty					
24	GEC14G3008		23008	TM41101	3 /9	25 x 2		1 Med-Hvy Duty					
24	GEC14G3010		23008	TM41101	3 /9	25 x 2		1 Med-Hvy Duty					
24	GEC14G3012		23008	TM41101	3 /9	25 x 2		1 Med-Hvy Duty					
24	GEC14G3014		23008	TM41101	3 /9	25 x 2		1 Med-Hvy Duty					
24	GEC14G3016		23008	TM41102	3 /9	25 x 2		1 Med-Hvy Duty					
24	GEC15G3006		23008	TM41103	3 /9	25 x 2		1 Med-Hvy Duty					
24	GEC15G3008		23008	TM41103	3 /9	25 x 2		1 Med-Hvy Duty					
24	GEC15G3010		23008	TM41103	3 /9	25 x 2		1 Med-Hvy Duty					
24	GEC15G3012		23008	TM41103	3 /9	25 x 2		1 Med-Hvy Duty					
24	GEC15G3014		23008	TM41103	3 /9	25 x 2		1 Med-Hvy Duty					
24	GEC15G3016		23008	TM41103	3 /9	25 x 2		1 Med-Hvy Duty					
24	GEC16G3006		23008	TM41104	3 /9	25		1 Med-Hvy Duty					
24	GEC16G3008		23008	TM41104	3 /9	25		1 Med-Hvy Duty					
24	GEC16G3010		23008	TM41104	3 /9	25		1 Med-Hvy Duty					
24	GEC16G3012		23008	TM41104	3 /9	25		1 Med-Hvy Duty					
24	GEC16G3014		23008	TM41104	3 /9	25		1 Med-Hvy Duty					
24	GEC16G3016		23008	TM41104	3 /9	25		1 Med-Hvy Duty					
24	GEC09BC		23008	T36821		45082	25	1 Med-Hvy Dut	22 x 16x 7.5				
24	GEC11-12M		23008	TBA	TBA		25	1 Med-Hvy Dut	22 x 16x 7.5				
24	GEC17BCF45		23008	T34887	4 / 7.5		25	1 Med-Hvy Dut	22 x 16x 7.5				
24	GEC17BCM		23008	T3081	4 / 7.5		25	1 Med-Hvy Dut	22 x 16x 7.5				
24	GEC01S		23008	N/A	N/A	25mm		1 Med-Hvy Duty					
24	GEC03S		23008	N/A	N/A	35mm		1 Med-Hvy Duty					
24	GEC05S		23008	N/A	N/A	2 x 25mm		1 Med-Hvy Duty					
24	GEC06S		23008	N/A	N/A	25mm		1 Med-Hvy Duty					
24	GEC07S		23008	N/A	N/A	2 x 25mm		1 Med-Hvy Duty					
24	GEC11S		23008	N/A	N/A	25mm		1 Med-Hvy Duty					
24	GEC13S		23008	N/A	N/A	1x25,2x35		1 Med-Hvy Duty					
24	GEC14S		23008	N/A	N/A	2 x 25mm		1 Med-Hvy Duty					
24	GEC15S		23008	N/A	N/A	2 x 25mm		1 Med-Hvy Duty					
24	GEC16S		23008	N/A	N/A	3 /9		1 Med-Hvy Duty					
24	GQ01G3006-L2		23008	TM41105	3 /9	25		1 Med-Hvy Duty					
24	GQ01G3008-L2		23008	TM41105	3 /9	25		1 Med-Hvy Duty					
24	GQ01G3010-L2		23008	TM41105	3 /9	25		1 Med-Hvy Duty					
24	GQ01G3012-L2		23008	TM41105	3 /9	25		1 Med-Hvy Duty					
24	GQ01G3014-L2		23008	TM41105	3 /9	25		1 Med-Hvy Duty					
24	GQ01G3016-L2		23008	TM41105	3 /9	25		1 Med-Hvy Duty					
24	GQ03G3006-L1		23008	TM41152	3 /9	32-35mm		1 Med-Hvy Duty					
24	GQ03G3008-L1		23008	TM41152	3 /9	32-35mm		1 Med-Hvy Duty					
24	GQ03G3010-L1		23008	TM41152	3 /9	32-35mm		1 Med-Hvy Duty					
24	GQ03G3012-L1		23008	TM41152	3 /9	32-35mm		1 Med-Hvy Duty					
24	GQ03G3014-L1		23008	TM41152	3 /9	32-35mm		1 Med-Hvy Duty					
24	GQ03G3016-L1		23008	TM41152	3 /9	32-35mm		1 Med-Hvy Duty					
24	GQ05G3006-L2		23008	TM41153	3 /9	2 X 25		1 Med-Hvy Duty					
24	GQ05G3008-L2		23008	TM41153	3 /9	2 X 25		1 Med-Hvy Duty					
24	GQ05G3010-L2		23008	TM41153	3 /9	2 X 25		1 Med-Hvy Duty					
24	GQ05G3012-L2		23008	TM41153	3 /9	2 X 25		1 Med-Hvy Duty					
24	GQ05G3014-L2		23008	TM41153	3 /9	2 X 25		1 Med-Hvy Duty					
24	GQ05G3016-L2		23008	TM41153	3 /9	2 X 25		1 Med-Hvy Duty					
24	GQ11G3006-L2		23008	TM41154	3 /9	25		1 Med-Hvy Duty					
24	GQ11G3008-L2		23008	TM41154	3 /9	25		1 Med-Hvy Duty					
24	GQ11G3010-L2		23008	TM41154	3 /9	25		1 Med-Hvy Duty					
24	GQ11G3012-L2		23008	TM41154	3 /9	25		1 Med-Hvy Duty					
24	GQ11G3014-L2		23008	TM41154	3 /9	25		1 Med-Hvy Duty					
24	GQ11G3016-L2		23008	TM41154	3 /9	25		1 Med-Hvy Duty					
24	GQ13G3006-L2		23008	TM41155	3 /9	1x25,2x35		1 Med-Hvy Duty					
24	GQ13G3008-L2		23008	TM41155	3 /9	1x25,2x35		1 Med-Hvy Duty					
24	GQ13G3010-L2		23008	TM41155	3 /9	1x25,2x35		1 Med-Hvy Duty					
24	GQ13G3012-L2		23008	TM41155	3 /9	1x25,2x35		1 Med-Hvy Duty					
24	GQ13G3014-L2		23008	TM41155	3 /9			1 Med-Hvy Duty					
24	GQ13G3016-L2		23008	TM41155	3 /9			1 Med-Hvy Duty					

Building 5, U.1,  
29-31 Timms Rd  
Everton Hills  
Qld 4053

**\*\* NOTE:- We reserve the right to change or modify any part, or aspect of this pricelist without notice, due to any errors or mistakes or calculations or sudden price increases**

**KEY: PR = Pre-Rinse STDD = Standard / EXP = Exposed / RO - Reverse Osmosis  
Ass or Ass'y = Assembled or Assembly / S/S = Stainless Steel. / Adj = Adjustable**

P - 1300 85 25 15

E - sales.info@globaltapware.com

Product Group	Product Photo i.d.	Product Part Number	Product Description	1.4.2024 New Pricing	Discount	Net Buy Price excl. GST	
Tapware	PPI 83	GQ14G3006-L2	Q Exp Adj Breach Straight + 6" Standard Spout -L2	\$ 1,900.00			
Tapware		GQ14G3008-L2	Q Exp Adj Breach Straight + 8" Standard Spout -L2	\$ 1,900.00			
Tapware		GQ14G3010-L2	Q Exp Adj Breach Straight + 10" Standard Spout -L2	\$ 1,900.00			
Tapware		GQ14G3012-L2	Q Exp Adj Breach Straight + 12" Standard Spout -L2	\$ 1,900.00			
		GQ14G3014-L2	Q Exp Adj Breach Straight + 14" Standard Spout -L2	\$ 1,900.00			
		GQ14G3016-L2	Q Exp Adj Breach Straight + 16" Standard Spout -L2	\$ 1,900.00			
Tapware	PPI 84	GQ15G3006-L2	Q Exp Adj Breach Elbow- 6" Standard Spout Lvr 2	\$ 1,970.00			
Tapware		GQ15G3008-L2	Q Exp Adj Breach Elbow- 8" Standard Spout Lvr 2	\$ 1,970.00			
Tapware		GQ15G3010-L2	Q Exp Adj Breach Elbow- 10" Standard Spout Lvr 2	\$ 1,970.00			
Tapware		GQ15G3012-L2	Q Exp Adj Breach Elbow- 12" Standard Spout Lvr 2	\$ 1,970.00			
Tapware		GQ15G3014-L2	Q Exp Adj Breach Elbow- 14" Standard Spout Lvr 2	\$ 1,970.00			
Tapware		GQ15G3016-L2	Q Exp Adj Breach Elbow- 16" Standard Spout Lvr 2	\$ 1,970.00			
Tapware	PPI 85	GM-GNC	MixA - Sink - Gooseneck Curved	\$ 240.00			
Tapware		GM-GNS	MixA - Sink - Gooseneck Square	\$ 240.00			
Tapware	PPI 86	GMS	MixA - Sink - Standard Spout w- Std & Lever Handles	\$ 166.00			
Tapware	PPI 87	GMS-PO	MixA - Sink - Pull Out	\$ 288.00			
Tapware	PPI 88	GMB	MixA - Basin Solid -w- Std & Lever Handles	\$ 166.00			
Tapware	PPI 89	GMB-SVL	MixA - Basin Swivel Spout w- Std & Lever Handles	\$ 166.00			
Tapware	PPI 90	AUO175	Autoflo Basin Tap - G/Neck	\$ 675.00			
Tapware		AUO175-TV	Autoflo Basin Tap - G/Neck + Tempering Valve	\$ 795.00			
Tapware	PPI 91	GHF-401	Hand-Z-free Wall Tap	\$ 650.00			
Tapware	PPI 92	GHF-402	Hand Z free-GooseneckBasinTap	\$ 650.00			
Tapware	PPI 93	GHF-403	Hand-Z-free Square Basin Tap	\$ 650.00			
Tapware	PPI 94	GHF-QW-A	Hand-Z-free Quik Wash Lever Aerator	\$ 225.00			
Tapware	PPI 95	GTFP09-PRV	Push Pillar Tap 9 seconds + PRV (must be fitted fro wtty)	\$ 380.00			
Valve	PPI 96	GS-FV1L	Foot Valve S/S-Single -Wall Mt	\$ 453.00			
Valve		GS-FV1S	Foot Valve S/S-Single-Floor Mt	\$ 397.00			
Valve	PPI 97	GS-FV2L	Foot Valve S/S-Dual -Wall Mt	\$ 625.00			
Valve		GS-FV2S	Foot Valve S/S-Dual -Floor Mt	\$ 555.00			
Valve	PPI 98	GS-KV1	Knee Valve SS- Single Action	\$ 406.00			
Valve		GS-KV2	Knee Valve SS- Dual Action	\$ 555.00			
Valve	PPI 99	GS-FKV-RK	SS Foot-Knee Valve Repair Kit	\$ 94.00			
Valve		GS-FKV-RPBN	Bonnet Nut-FKV Cylinder	\$ 25.00			
Valve		GS-FKV-RPCOR	Cylinder O' Ring-FootKneeValve	\$ 15.50			
Valve		GS-FKV-RPGC	Gasket Cylinder-FootKneeValve	\$ 15.50			
Hose Reel	PPI 100	GTHR1215RED	Hot Wash Hose Reel only	\$ 700.00			
Hose Reel		GTHR1215RED-MBB	Red Hose Reel15m-Metal Bkt	\$ 795.00			
Hose Reel		GTHR1215RED-MBB-SGPA	Red Hose Reel15m-Metal Bkt+SGP	\$ 1,135.00			
Hose Reel		GTHR1215RED-MBB-SG	Red Hose Reel15m-Metal Bkt+SG	\$ 995.00			
Hose Reel		GTHR1215REDSG	Hot Wash Hose Reel & Gun	\$ 920.00			
Hose Reel		GTHR1215RED-SGPA	Hot Wash Hose Reel +SGPA	\$ 955.00			
Hose Reel		PPI 101	GTHR15SS-B	Hose Reel-S/S- Bare-15M	\$ 2,169.93		
Hose Reel		PPI102	GTHR15W-B	Hose Reel-White-Bare-15M	\$ 1,342.20		
Hose Reel			GTHR20W-B	Hose Reel-White-Bare-20M	\$ 1,434.39		
Hose Reel			GTHR30W-B	Hose Reel -White-Bare 30M	\$ 1,903.11		
Hose Reel	PPI 103	GTHRSS1215	S/S Hotwash Hose Reel+15m only	\$ 1,761.00			
Hose Reel		GTHRSS1215SG	S/S Hot Wash Hose Reel+ Gun	\$ 2,094.00			
Hose Reel	PPI 104	GTHRWBKT-MBB	HD Metal Wall Bracket- Blk	\$ 105.00			
Hose Reel	PPI 105	GTHRWBKT-MBW	HD Metal Wall Bracket-White	\$ 145.00			
Hose Reel	PPI 106	GTHRWBKT-PL	Wall Bracket - Plastic	\$ 45.00			
Hose Reel	PPI 107	GW-HRH-RETRO	Hose Restrainer Harness - Retro Fit	\$ 60.00			
Hose Reel	PPI 108	GTHWH-HARNESS	Hose - Wall Harness	\$ 45.00			
Hose Reel	PPI 109	GTHWH-SGEXT	Hose Ext. 200 MF+SpringGuard	\$ 60.00			
Hose Reel	PPI 110	GTHWH-SPG	SS SpringGuard-HotWash Hose	\$ 30.00			
Washdown Gun	PPI 111	GUNNA-BLU	Washdown Gun S/S Blue Cover - S/S	\$ 255.00			
Washdown Gun		GUNNA-BLU-2	Washdown Gun S/S Blue Cover - Nickel Plated Low Lead Brass	\$ 245.00			
Washdown Gun		GUNNA-RED	Washdown Gun S/S RED Cover	\$ 255.00			
Washdown Gun		GUNNA-WH	Washdown Gun S/S White Cover	\$ 255.00			
Washdown Gun	PPI 112	GW-WDG12SV	Washdown Gun- Blue Plastic 1/2"svl - Large	\$ 333.00			
Washdown Gun		GW-WDG12SV-J	Washdown Gun- Blue Plastic 1/2"svl - Junior	\$ 295.00			
Washdown Nozzle	PPI 113	GW-WDNOZ	Washdown Hose Nozzle - Twist Off - Narrow - Wide Spray	\$ 60.00			
Hot Wash Hose	PPI 114	GHWV-1MF	Reel Inlet Hose-1/2M&F1Mt-White PVC hybrid	\$ 75.00			
Hot Wash Hose	PPI 115	GTHWR01H	Red RUBBER Hot Wash Hose12mm x 1mt-1/2M&F	\$ 380.00			
Hot Wash Hose		GTHWR15H	Red RUBBER Hot Wash Hose12mm x 15mt-1/2M&F	\$ 870.00			
Hot Wash Hose		GTHWR20H	Red RUBBER Hot Wash Hose12mm x 20mt-1/2M&F	\$ 1,005.00			
Hot Wash Hose		GTHWR30H	Red RUBBER Hot Wash Hose12mm x 30mt-1/2M&F	\$ 1,215.00			

Months Wtty period	Product Number	Part	Watermark Lic. No.s / Not Required	WELS Reg. No.	WELS Star rating / LPM	Mounting Hole Dims.	UOM	GT Commercial Ratings	Packing Inner Box Dims.	Inner Box Weight	Outer Box Qty	Outer Box Dims.	Outer Box Weight
24	GQ14G3006-L2		23008	TM41156	3 /9	2 x 25		1 Med-Hvy Duty					
24	GQ14G3008-L2		23008	TM41156	3 /9	2 x 25		1 Med-Hvy Duty					
24	GQ14G3010-L2		23008	TM41156	3 /9	2 x 25		1 Med-Hvy Duty					
24	GQ14G3012-L2		23008	TM41156	3 /9	2 x 25		1 Med-Hvy Duty					
24	GQ14G3014-L2		23008	TM41156	3 /9	2 x 25		1 Med-Hvy Duty					
24	GQ14G3016-L2		23008	TM41156	3 /9	2 x 25		1 Med-Hvy Duty					
24	GQ15G3006-L2		23008	TM41157	3 /9	2 x 25		1 Med-Hvy Duty					
24	GQ15G3008-L2		23008	TM41157	3 /9	2 x 25		1 Med-Hvy Duty					
24	GQ15G3010-L2		23008	TM41157	3 /9	2 x 25		1 Med-Hvy Duty					
24	GQ15G3012-L2		23008	TM41157	3 /9	2 x 25		1 Med-Hvy Duty					
24	GQ15G3014-L2		23008	TM41157	3 /9	2 x 25		1 Med-Hvy Duty					
24	GQ15G3016-L2		23008	TM41157	3 /9	2 x 25		1 Med-Hvy Duty					
12	GM-GNC	Y	T40188	5 / 5.5	32 - 35mm		1 General Duty	48 x 28 x 9	1.7kg				
12	GM-GNS	Y	T40192	5/6	33 - 35mm		1 General Duty	48 x 28 x 9	1.7kg				
12	GMS	Y	T40186	4 / 7.5	32 - 35mm		1 General Duty	33 x 16 x 9	1.4kg				
12	GMS-PO	Y	T40916	4 / 7.5	32 - 35mm		1 General Duty	33 x 16 x 9	1.8kg				
12	GMB	Y	T40187	4 / 8	32 - 35mm		1 General Duty	33 x 16 x 9	1.3kg				
12	GMB-SVL	Y	T40186	4 / 7.5	32 - 35mm		1 General Duty	33 x 16 x 9	1.4kg				
12	AUO175	Y	T37432	5 / 7	22-25mm		1 General Duty	29 x 17.5 x 9	1.1kg				
12	AUO175-TV	Y	T37432	5 / 7	22-25mm		1 General Duty						
12	GHF-401	Y	T27564	6 / 4.5	22-25MM		1 General Duty						
12	GHF-402	Y	T27672	6 / 4.5	22-25MM		1 General Duty	48 x 27 x 9	2kg				
12	GHF-403	Y	T27671	6 / 4.5	22-25MM		1 General Duty	51 x 16 x 9	2.3kg				
12	GHF-QW-A	NR	N/A	N/A	N/A		1 General Duty						
12	GTFP09-PRV	Y	T16667	5 / 6.5	22-25mm		1 General Duty						
12	GS-FV1L		23008	N/A	N/A	N/A	1 Heavy Duty						
12	GS-FV1S		23008	N/A	N/A	N/A	1 Heavy Duty						
12	GS-FV2L		23008	N/A	N/A	N/A	1 Heavy Duty						
12	GS-FV2S		23008	N/A	N/A	N/A	1 Heavy Duty						
12	GS-KV1		23008	N/A	N/A	N/A	1 Heavy Duty						
12	GS-KV2		23008	N/A	N/A	N/A	1 Heavy Duty						
12	GS-FKV-RK	N/A	N/A	N/A	N/A		1						
12	GS-FKV-RPBN	N/A	N/A	N/A	N/A		1						
12	GS-FKV-RPCOR	N/A	N/A	N/A	N/A		1						
12	GS-FKV-RPGC	N/A	N/A	N/A	N/A		1						
12	GTHR1215RED	NR	N/A	N/A	N/A		1 Med-Hvy Duty	44 x 20 x 40	10kg				
12	GTHR1215RED-MBB	NR	N/A	N/A	N/A		1 Med-Hvy Duty	44 x 20 x 40	10kg				
12	GTHR1215RED-MBB-SGPA	NR	N/A	N/A	N/A		1 Med-Hvy Duty	44 x 20 x 40	11kg				
12	GTHR1215RED-MBB-SG	NR	N/A	N/A	N/A		1 Med-Hvy Duty	44 x 20 x 40	11kg				
12	GTHR1215REDSG	NR	N/A	N/A	N/A		1 Med-Hvy Duty	44 x 20 x 40	11kg				
12	GTHR1215RED-SGPA	NR	N/A	N/A	N/A		1 Med-Hvy Duty	44 x 20 x 40	11kg				
12	GTHR15SS-B	NR	N/A	N/A	N/A		1 Med-Hvy Duty						
12	GTHR15W-B	NR	N/A	N/A	N/A		1 Med-Hvy Duty						
12	GTHR20W-B	NR	N/A	N/A	N/A		1 Med-Hvy Duty						
12	GTHR30W-B	NR	N/A	N/A	N/A		1 Med-Hvy Duty						
12	GTHRSS1215	NR	N/A	N/A	N/A		1 Med-Hvy Duty						
12	GTHRSS1215SG	NR	N/A	N/A	N/A		1 Med-Hvy Duty						
12	GTHRWBKT-MBB	NR	N/A	N/A	N/A		1						
12	GTHRWBKT-MBW	NR	N/A	N/A	N/A		1						
12	GTHRWBKT-PL	NR	N/A	N/A	N/A		1						
12	GW-HRH-RETRO												
12	GTHWH-Harness	NR	N/A	N/A	N/A		1						
12	GTHWH-SGEXT	NR	N/A	N/A	N/A		1						
12	GTHWH-SPG	NR	N/A	N/A	N/A		1						
12	GUNNA-BLU	NR	N/A	N/A	N/A		1 Med-Hvy Duty		1.2kg				
12	GUNNA-BLU-2	NR	N/A	N/A	N/A		1 Med-Hvy Duty		1.2kg				
12	GUNNA-RED	NR	N/A	N/A	N/A		1 Med-Hvy Duty		1.2kg				
12	GUNNA-WH	NR	N/A	N/A	N/A		1 Med-Hvy Duty		1.2kg				
12	GW-WDG12SV	NR	N/A	N/A	N/A		1 Med-Hvy Duty	31 x 28 x 7.5	1.5kg				
12	GW-WDG12SV-J	NR	N/A	N/A	N/A		1 Med-Hvy Duty	31 x 28 x 7.5	1kg				
	GW-WDNOZ												
12	GHW-1MF	NR	N/A	N/A	N/A		1						
12	GTHWR01H	NR	N/A	N/A	N/A		1						
12	GTHWR15H	NR	N/A	N/A	N/A		1						
12	GTHWR20H	NR	N/A	N/A	N/A		1						
12	GTHWR30H	NR	N/A	N/A	N/A		1						

Building 5, U.1,  
29-31 Timms Rd  
Everton Hills  
Qld 4053

**\*\* NOTE:- We reserve the right to change or modify any part, or aspect of this pricelist without notice, due to any errors or mistakes or calculations or sudden price increases**

**KEY: PR = Pre-Rinse STDD = Standard / EXP = Exposed / RO - Reverse Osmosis  
Ass or Ass'y = Assembled or Assembly / S/S = Stainless Steel. / Adj = Adjustable**

P - 1300 85 25 15

E - sales.info@globaltapware.com

Product Group	Product Photo i.d.	Product Part Number	Product Description	1.4.2024 New Pricing	Discount	Net Buy Price excl. GST
Hot Wash Hose	PPI 116	GTHWW01IH	White Hybrid PVC Hot Wash Hose12mm x 1mt-1/2M&F	\$ 93.00		
Hot Wash Hose		GTHWW02MF	White Hybrid PVC Hot Wash Hose12mm x 2mt-1/2M&F	\$ 135.00		
Hot Wash Hose		GTHWW05MF	White Hybrid PVC Hot Wash Hose12mm x 5mt-1/2M&F	\$ 180.00		
Hot Wash Hose		GTHWW10MF	White Hybrid PVC Hot Wash Hose12mm x 10mt-1/2M&F	\$ 265.00		
Hot Wash Hose		GTHWW15MF	White Hybrid PVC Hot Wash Hose12mm x 15mt-1/2M&F	\$ 345.00		
Hot Wash Hose		GTHWW20MF	White Hybrid PVC Hot Wash Hose12mm x 20mt-1/2M&F	\$ 425.00		
Hot Wash Hose		GTHWW25MF	White Hybrid PVC Hot Wash Hose12mm x 25mt-1/2M&F	\$ 510.00		
Hot Wash Hose	GTHWW30MF	White Hybrid PVC Hot Wash Hose12mm x 30mt-1/2M&F	\$ 600.00			
EuroFlex Hose	PPI 117	EFH0630AK	Flexi Hose 630 x 1/2" FI Svl w- SS Braid, PVC Coat,Anti-Kink ends	\$ 132.00		
EuroFlex Hose		EFH0850AK	Flexi Hose 850 x 1/2" FI Svl w- SS Braid, PVC Coat,Anti-Kink ends	\$ 210.00		
EuroFlex Hose		EFH1000AK	Flexi Hose 1000 x 1/2" FI Svl w- SS Braid, PVC Coat,Anti-Kink ends	\$ 220.00		
EuroFlex Hose		EFH2000AK	Flexi Hose 2000 x 1/2" FI Svl w- SS Braid, PVC Coat,Anti-Kink ends	\$ 225.00		
Combi Sets	PPI 118	GCOMBIG12WB	Combi Gun & Wall Bracket	\$ 175.00		
Combi Sets		GCOMBIGUN	Combi Gun only	\$ 130.00		
Combi Sets		GCOMBIGWB	Combi Gun Wall Holder	\$ 52.00		
Combi Sets		GCOMBIKIT	Combi Spray Gun, Bkt, 2mt Hose	\$ 280.00		
Combi Sets		GCOMBIKIT-WMK	Combi Gun, Bracket, 2mAK Hose, Dual Check - Watermarked	\$ 320.00		
Combi Sets		GCOMBI-PO	Bench Pull-Out Gun + 2mt Anti-Kink Hose	\$ 375.00		
Pan Room	PPI 119	GPANRMK-1	Utily / Pan Room Kit - Gun (straight Head) + Wall Bracket + 1mt Hose (PVC & Braid)	\$ 425.00		
Pan Room		GPANRMK-2	Utily / Pan Room Kit - Gun (straight Head) + Wall Bracket + 2mt Hose (PVC & Braid)	\$ 450.00		
Pan Room		GPANRMK-3A	Utily / Pan Room Kit - Gun (ANGLED Head) + Wall Bracket + 2mt Hose (PVC & Braid)	\$ 465.00		
Scrap Catcher	PPI 120	GSC90PU	Twist Valve Pop Up Valve w- 2" Flat Strainer	\$ 265.00		
Scrap Catcher		GSC90PU-T	Twist Valve Pop Up Valve w- 2" Flat Strainer + Tool	\$ 299.00		
Scrap Catcher	PPI 121	GSC90BKT	Scrap Catcher 90mm - White Plastic Housing w- S/S Basket & Plug	\$ 75.00		
Scrap Catcher	PPI 122	GSCPU-P1	Twist Valve Pop Up - 2" Flat Str	\$ 33.00		
Scrap Catcher		GSCPU-P2	Twist Valve Pop Up - 90mm SS Screw in Top	\$ 33.00		
Scrap Catcher		GSCPU-P3	Twist Valve Pop Up - Rubber Repair Kit	\$ 10.00		
Scrap Catcher		GSCPU-P4	Twist Valve Pop Up - Lock Strainer Basket	\$ 75.00		
Scrap Catcher		GSCPU-P5	Twist Valve Pop Up - Drop In Strainer Basket	\$ 38.00		
Scrap Catcher		GSCPU-P6	Twist Valve Pop Up - Replacement Arm Seal Nut kit	\$ 33.00		
Scrap Catcher		GSCPU-P7	Twist Valve Pop Up - Replacement Pop Up Plug	\$ 50.00		
Scrap Catcher		GSCPU-P8	Twist Valve Pop Up - Arm Extension - 100mm	\$ 25.00		
Scrap Catcher		GSCPU-P9	Twist Valve Pop Up - Arm Extension - 150mm	\$ 25.00		
Scrap Catcher		GSCPU-P10	Twist Valve Pop Up - Replacement 2 Part Twist Arm	\$ 55.00		
Scrap Catcher		GSCPU-P11	Twist Valve Pop-Up - Installation Tool	\$ 35.00		
Scrap Catcher		GSCPU-P12	Twist Valve Pop-Up - Anti-Tamper Bar, Screws, Tool.	\$ 80.00		
Knee Basin	PPI 123	GI-KOB01	SS Knee Basin-Stdd+PRV+Spt	\$ 885.00		
Knee Basin		GI-KOB01TV	SS Knee Basin-Stdd+TV+PRV+Spt	\$ 985.00		
Knee Basin	PPI 124	GI-KOB01TV-SB	SS Knee Basin-Stdd+TV+PRV+Spt+SB	\$ 1,075.00		
Knee Basin		GI-KOB01TV-B	All Black Knee Basin-TV-GN-PnW	\$ 1,080.00		
Knee Basin		GI-KOB01TV-B-SB	All Black Knee Basin-TV-GN-PnW+SB	\$ 1,165.00		
Knee Basin	PPI 125	GI-KOB01TV-B-S	SS-Black Knee Basin-TV-GN-PnW	\$ 1,050.00		
Knee Basin		GI-KOB01TV-B-SB	SS-Black Knee Basin Black-TV-GN-PnW+SB	\$ 1,138.00		
Knee Basin		GI-KOB01TV-W	All White Knee Basin-TV-GN-PnW	\$ 1,080.00		
Knee Basin		GI-KOB01TV-W-SB	All White Knee Basin-TV-GN-PnW+SB	\$ 1,165.00		
Knee Basin		GI-KOB01TV-W-S	SS-White Knee Basin-TV-GN-PnW	\$ 1,050.00		
Knee Basin		GI-KOB01TV-W-SB	SS-White Knee Basin White-TV-GN-PnW+SB	\$ 1,138.00		
Soap Dispenser		PPI 126	GHF-SD-SS	SS Automatic Soap Dispenser	\$ 150.00	
Glass Filler	PPI 127	GCGF300P	SS Glass Filler-Pedestal -12"	\$ 635.00		
Glass Filler		GCGF300PT	SS Glass Filler Pedestal -12" Mounted in DripTray	\$ 935.00		
Glass Filler		GCGF300PDB	SS Glass Filler-Pedestal -12" Double Head	\$ 1,155.00		
Glass Filler		GCGF350PSK	SS Glass Filler 14" Pedestal Mtd in a Sink	\$ 1,155.00		
Glass Filler		GCGFRK	SS Glass Filler Repair Kit	\$ 95.00		
Glass Filler		GCGFVH	SS Glass Filler Head only w- 3/8" Feed in	\$ 500.00		
Cleaners Sink	PPI 128	GI-CSG	Cleaners Sink w/ Grate Only	\$ 335.00		
Cleaners Sink		GI-CSG-AL	Cleaners Sink-Grate & Adj Legs	\$ 410.00		
Cleaners Sink		GI-CSG-WB	Cleaners Sink-Grate & Wall Brk	\$ 380.00		
Cleaners Sink	PPI 129	GI-CS-LEGS	Cleaners Sink Adjust Legs- pr	\$ 65.00		
Cleaners Sink		GI-CS-SB-4757	SplashBack 57x47-Cleaner Sink	\$ 135.00		
Cleaners Sink		GI-CS-SB-6057	SplashBack 57x60-Cleaner Sink	\$ 140.00		
Cleaners Sink		GI-CS-WB	CleanersSink Wall Bracket-Pair	\$ 35.00		
Hand Basin	PPI 130	GI-HB1-2-RD-35C-Z	Hand Basin 11ltr-RD+Wall Bkt	\$ 216.00		
Hand Basin		GI-HB1-2-RD-25C-Z	Hand Basin 11ltr-RD+Wall Bkt	\$ 216.00		
Hand Basin		GI-HB1-2-SQ25C-Z	Hand Basin 11ltr SQ+Wall Bkt25	\$ 216.00		
Hand Basin		GI-HB1-2-SQ35C-Z	Hand Basin 11ltr SQ+Wall Bkt35	\$ 216.00		
Hand Basin		GI-HB1RD-WB25C-X	Hand Basin 11ltr-RD+Wall Bkt	\$ 225.00		
Hand Basin		GI-HB1SQ-WB32C	Hand basin-32TH-Square w-Bkts	\$ 225.00		
Hand Basin		GI-HB1TRD25	Hand Basin-1TH-25 Rd Cnr-w-BKT	\$ 210.00		
Hand Basin		GI-HB-SL	Hand Basin-Slim line 1TH w- P&W & Bkts	\$ 250.00		



Months Wtty period	Product Number	Part	Watermark Lic. No.s / Not Required	WELS Reg. No.	WELS Star rating / LPM	Mounting Hole Dims.	UOM	GT Commercial Ratings	Packing Inner Box Dims.	Inner Box Weight	Outer Box Qty	Outer Box Dims.	Outer Box Weight
12	GTHWW01IH		NR	N/A	N/A	N/A	1						
12	GTHWW02MF		NR	N/A	N/A	N/A	1						
12	GTHWW05MF		NR	N/A	N/A	N/A	1						
12	GTHWW10MF		NR	N/A	N/A	N/A	1						
12	GTHWW15MF		NR	N/A	N/A	N/A	1						
12	GTHWW20MF		NR	N/A	N/A	N/A	1						
12	GTHWW25MF		NR	N/A	N/A	N/A	1						
12	GTHWW30MF		NR	N/A	N/A	N/A	1						
12	EFH0630AK		NR	N/A	N/A	N/A	1						
12	EFH0850AK		NR	N/A	N/A	N/A	1						
12	EFH1000AK		NR	N/A	N/A	N/A	1						
12	EFH2000AK		NR	N/A	N/A	N/A	1						
12	GCOMBIG12WB		NR	N/A	N/A	N/A	1		22 x 14.5 x 5	.5kg			
12	GCOMBIGUN		NR	N/A	N/A	N/A	1						
12	GCOMBIGWB		NR	N/A	N/A	N/A	1						
12	GCOMBIKIT		NR	N/A	N/A	N/A	1		25 x 20 x 11	1.3kg			
12	GCOMBIKIT-WMK		YES - 23008	N/A	N/A	N/A	1						
12	GCOMBI-PO		NR	N/A	N/A	N/A	1						
12	GPANRMK-1		YES - 23008	TBA	TBA	N/A	1	Med-Hvy Duty					
12	GPANRMK-2		YES - 23008	TBA	TBA	N/A	1	Med-Hvy Duty					
12	GPANRMK-3A		YES - 23008	TBA	TBA	N/A	1	Med-Hvy Duty					
12	GSC90PU		YES - 040:2022				1						
12	GSC90PU-T		YES - 040:2022				1						
12	GSC90BKT		YES - 022420				1						
12	GSCPU-P1		NR	N/A	N/A	N/A	1	Med-Hvy Duty					
12	GSCPU-P2		NR	N/A	N/A	N/A	1	Med-Hvy Duty					
12	GSCPU-P3		NR	N/A	N/A	N/A	1	Med-Hvy Duty					
12	GSCPU-P4		NR	N/A	N/A	N/A	1	Med-Hvy Duty					
12	GSCPU-P5		NR	N/A	N/A	N/A	1	Med-Hvy Duty					
12	GSCPU-P6		NR	N/A	N/A	N/A	1	Med-Hvy Duty					
12	GSCPU-P7		NR	N/A	N/A	N/A	1	Med-Hvy Duty					
12	GSCPU-P8		NR	N/A	N/A	N/A	1	Med-Hvy Duty					
12	GSCPU-P9		NR	N/A	N/A	N/A	1	Med-Hvy Duty					
12	GSCPU-P10		NR	N/A	N/A	N/A	1	Med-Hvy Duty					
12	GSCPU-P11		NR	N/A	N/A	N/A	1	Med-Hvy Duty					
12	GSCPU-P12		NR	N/A	N/A	N/A	1	Med-Hvy Duty					
12	GI-KOB01		NR	T42325	4 / 7.5	N/A	1	Med-Hvy Duty	54 x 44 x 36	10kg			
12	GI-KOB01TV		NR	T42325	4 / 7.5	N/A	1	Med-Hvy Duty	54 x 44 x 36	10kg			
12	GI-KOB01TV-SB		NR	T42325	4 / 7.5	N/A	1	Med-Hvy Duty					
12	GI-KOB01TV-B		NR	T42325	4 / 7.5	N/A	1	Med-Hvy Duty					
12	GI-KOB01TV-B-SB		NR	T42325	4 / 7.5	N/A	1	Med-Hvy Duty					
12	GI-KOB01TV-BS		NR	T42325	4 / 7.5	N/A	1	Med-Hvy Duty					
12	GI-KOB01TV-BS-SB		NR	T42325	4 / 7.5	N/A	1	Med-Hvy Duty					
12	GI-KOB01TV-W		NR	T42325	4 / 7.5	N/A	1	Med-Hvy Duty					
12	GI-KOB01TV-W-SB		NR	T42325	4 / 7.5	N/A	1	Med-Hvy Duty					
12	GI-KOB01TV-WS		NR	T42325	4 / 7.5	N/A	1	Med-Hvy Duty					
12	GI-KOB01TV-WS-SB		NR	T42325	4 / 7.5	N/A	1	Med-Hvy Duty					
12	GHF-SD-SS		NR	N/A	N/A	N/A	1	Med-Hvy Duty	28 x 11 x 10	1.2kg			
12	GCGF300P		YES - 23008	TBA	TBA	N/A	1	Med-Hvy Duty					
12	GCGF300PT		YES - 23008	TBA	TBA	N/A	1	Med-Hvy Duty					
12	GCGF300PDB		YES - 23008	TBA	TBA	N/A	1	Med-Hvy Duty					
12	GCGF350PSK		YES - 23008	TBA	TBA	N/A	1	Med-Hvy Duty	49 x 27 x 9	25kg			
12	GCGFRK		N/A	N/A	N/A	N/A	1	Med-Hvy Duty					
12	GCGFVH		N/A	N/A	N/A	N/A	1	Med-Hvy Duty					
12	GI-CSG		NR	N/A	N/A	N/A	1	Med-Hvy Duty	60 x 48 x 28	7kg			
12	GI-CSG-AL		NR	N/A	N/A	N/A	1	Med-Hvy Duty					
12	GI-CSG-WB		NR	N/A	N/A	N/A	1	Med-Hvy Duty					
12	GI-CS-LEGS		NR	N/A	N/A	N/A	1	Med-Hvy Duty					
12	GI-CS-SB-4757		NR	N/A	N/A	N/A	1	Med-Hvy Duty					
12	GI-CS-SB-6057		NR	N/A	N/A	N/A	1	Med-Hvy Duty					
12	GI-CS-WB		NR	N/A	N/A	N/A	1	Med-Hvy Duty					
12	GI-HB1-2-RD-35C-Z		NR	N/A	N/A	N/A	1	Med-Hvy Duty	57 x 48 x 25	4.5kg			
12	GI-HB1-2-RD-25C-Z		NR	N/A	N/A	N/A	1	Med-Hvy Duty	57 x 48 x 25	4.5kg			
12	GI-HB1-2-SQ25C-Z		NR	N/A	N/A	N/A	1	Med-Hvy Duty	57 x 48 x 25	4.5kg			
12	GI-HB1-2-SQ35C-Z		NR	N/A	N/A	N/A	1	Med-Hvy Duty	57 x 48 x 25	4.5kg			
12	GI-HB1RD-WB25C-X		NR	N/A	N/A	N/A	1	Med-Hvy Duty	57 x 48 x 25	4.5kg			
12	GI-HB1SQ-WB32C		NR	N/A	N/A	N/A	1	Med-Hvy Duty	57 x 48 x 25	4.5kg			
12	GI-HB1TRD25		NR	N/A	N/A	N/A	1	Med-Hvy Duty	57 x 48 x 25	4.5kg			
12	GI-HB-S-X		NR	N/A	N/A	N/A	1	Med-Hvy Duty					

Building 5, U.1,  
29-31 Timms Rd  
Everton Hills  
Qld 4053

**\*\* NOTE:- We reserve the right to change or modify any part, or aspect of this pricelist without notice, due to any errors or mistakes or calculations or sudden price increases**

**KEY: PR = Pre-Rinse STDD = Standard / EXP = Exposed / RO - Reverse Osmosis  
Ass or Ass'y = Assembled or Assembly / S/S = Stainless Steel. / Adj = Adjustable**

P - 1300 85 25 15

E - sales.info@globaltapware.com

Product Group	Product Photo i.d.	Product Part Number	Product Description	1.4.2024 New Pricing	Discount	Net Buy Price excl. GST
Hand Basin	PPI 131	GI-HB1TRD32	Hand Basin-1TH-32 Rd Cnr-No BKT	\$ 150.00		
Hand Basin		GI-HB3TH-OF	Hand Basin-3 tap Hole + Oflow Kit	\$ 210.00		
Hand Basin		GI-HB-C	Hand Basin -Corner-No TH + P&W + Bkts	\$ 305.00		
Hand Basin		GI-HB-N	Hand Basin-Narrow 1TH + P&W + Bkts	\$ 230.00		
Hand Basin	PPI 132	GI-HB-RD	Hand Basin - Round 36 x 36	\$ 400.00		
Hand Basin		GI-HBWBKT	Hand Basin Wall Brackets -Pair	\$ 25.00		
Hand Basin		GI-HBWBKT-Pr-SLOT	Basin Brackets pr- Bolt Slots	\$ 60.00		
Hand Basin		GI-HBSBP	SplashBack 30x52 - Basin	\$ 87.00		
Drip Tray	PPI 133	GI-DT	Drip Tray	\$ 285.00		
Pre-Rinse Hose	PPI 134	GF2914	Fisher Hose only -36"	\$ 210.00		
Pre-Rinse Hose		GF2914-K	Fisher Hose only -36"	\$ 210.00		
Pre-Rinse Hose		GF2914-60	Fisher Hose only - 60"	\$ 280.00		
Pre-Rinse Hose		GF2914-96	Fisher Hose Only - 96"	\$ 350.00		
Pre-Rinse Hose	PPI 135	GF2914-C	Fisher Hose - Cafe -660 mm	\$ 250.00		
Pre-Rinse Hose		GF2918	Hose & Handle + 1 Adaptor	\$ 260.00		
Pre-Rinse Hose	PPI 136	GF2918-K	Hose & Handle + 1 Adaptor	\$ 260.00		
Pre-Rinse Hose		GF2918-2949-1	Hose,Handle,Gun+1 adaptor	\$ 420.00		
Pre-Rinse Hose		GF2918-2949-1K	Hose,Handle,Gun+1 adaptor	\$ 420.00		
Pre-Rinse Hose		GF2918-2949-2	Hose, Handle & Gun +2 Adapt's.	\$ 445.00		
Pre-Rinse Hose	PPI 137	GF2918-2949-2K	Hose, Handle & Gun +2 Adapt's.	\$ 445.00		
Pre-Rinse Hose		GF2918A	Universal PR Hose 900+Adaptor	\$ 330.00		
Pre-Rinse Hose	PPI 138	GF2918A-K	Universal PR Hose 900+Adaptor	\$ 330.00		
Pre-Rinse Hose		GPRH0650S	PR Hose - 650mm -1/2" fi Swivel Female Nuts	\$ 125.00		
Pre-Rinse Hose	GPRH0650F	PR Hose - 650mm -1/2 fi +Adaptors suit Fisher Hose	\$ 160.00			
Pre-Rinse Hose	GPRH0650M	PR Hose - 650mm -1/2 fi + 4 Adaptors-Multi-Purpose	\$ 195.00			
Pre-Rinse Hose	GPRH0650U	PR Hose - 650mm -1/2"fi + Adaptors & Handle- Uni	\$ 230.00			
Pre-Rinse Hose	GPRH0750S	PR Hose - 750mm -1/2" fi Swivel Female Nuts	\$ 130.00			
Pre-Rinse Hose	GPRH0750F	PR Hose - 750mm -1/2 fi +Adaptors suit Fisher Hose	\$ 165.00			
Pre-Rinse Hose	GPRH0750M	PR Hose - 750mm 1/2 fi + 4 Adaptors-Multi-Purpose	\$ 205.00			
Pre-Rinse Hose	GPRH0750U	PR Hose - 750mm -1/2"fi + Adaptors & Handle- Uni	\$ 240.00			
Pre-Rinse Hose	GPRH0900S	PR Hose - 920mm -1/2" fi Swivel Female Nuts	\$ 135.00			
Pre-Rinse Hose	GPRH0900F	PR Hose - 920mm -1/2 fi +Adaptors suit Fisher Hose	\$ 165.00			
Pre-Rinse Hose	GPRH0900M	PR Hose - 920mm 1/2 fi + 4 Adaptors-Multi-Purpose	\$ 205.00			
Pre-Rinse Hose	GPRH0900U	PR Hose - 920mm 1/2"fi + Adaptors & Handle- Uni	\$ 260.00			
Pre-Rinse Hose	GPRH0970S	PR Hose - 970mm -1/2" fi Swivel Female Nuts	\$ 145.00			
Pre-Rinse Hose	GPRH0970F	PR Hose - 970mm -1/2 fi +Adaptors suit Fisher Hose	\$ 175.00			
Pre-Rinse Hose	GPRH0970M	PR Hose - 970mm 1/2 fi + 4 Adaptors-Multi-Purpose	\$ 215.00			
Pre-Rinse Hose	GPRH0970U	PR Hose - 970mm 1/2"fi + Adaptors & Handle- Uni	\$ 255.00			
Pre-Rinse Hose	GPRH01000S	PR Hose - 1000mm -1/2" fi Swivel Female Nuts	\$ 165.00			
Pre-Rinse Hose	GPRH01000M	PR Hose - 1000mm 1/2 fi + 4 Adaptors-Multi-Purpose	\$ 225.00			
Pre-Rinse Hose	GPRH01200S	PR Hose - 1200mm -1/2" fi Swivel Female Nuts	\$ 185.00			
Pre-Rinse Hose	GPRH01200M	PR Hose - 1200mm 1/2 fi + 4 Adaptors-Multi-Purpose	\$ 245.00			
Pre-Rinse Hose	GPRH01500S	PR Hose - 1500mm -1/2" fi Swivel Female Nuts	\$ 175.00			
Pre-Rinse Hose	GPRH01500M	PR Hose - 1500mm 1/2 fi + 4 Adaptors-Multi-Purpose	\$ 235.00			
Pre-Rinse Hose	GPRH02000S	PR Hose - 2000mm -1/2" fi Swivel Female Nuts	\$ 200.00			
Pre-Rinse Hose	GPRH02000M	PR Hose - 2000mm 1/2 fi + 4 Adaptors-Multi-Purpose	\$ 265.00			
Pre-Rinse Hose	GPRH02500S	PR Hose - 2500mm -1/2" fi Swivel Female Nuts	\$ 225.00			
Pre-Rinse Hose	GPRH02500M	PR Hose - 2500mm 1/2 fi + 4 Adaptors-Multi-Purpose	\$ 285.00			
Pre-Rinse Hose	GPRH03000S	PR Hose - 3000mm -1/2" fi Swivel Female Nuts	\$ 235.00			
Pre-Rinse Hose	GPRH03000M	PR Hose - 3000mm 1/2 fi + 4 Adaptors-Multi-Purpose	\$ 305.00			
Pre-Rinse Hose	PPI 139	GPRD600UK	Small i.d. Budget PR AK Hose 600 1/2f x3/8f +Spl Adaptor	\$ 75.00		
Pre-Rinse Hose		GPRD750UK	Small i.d. Budget PR AK Hose 750 1/2f x3/8f +Spl Adaptor	\$ 85.00		
Pre-Rinse Hose		GPRD860UK	Small i.d. Budget PR AK Hose 860 1/2f x3/8f +Spl Adaptor	\$ 90.00		
Pre-Rinse Hose		GPRD915UK	Small i.d. Budget PR AK Hose 915 1/2f x3/8f +Spl Adaptor	\$ 95.00		
Pre-Rinse Hose		GPRD1000UK	Small i.d. Budget PR AK Hose 1mt 1/2f x3/8f +Spl Adaptor	\$ 99.00		
Pre-Rinse Gun	PPI 140	GF2949-2913A*	Universal Spray Gun w Adaptors * 3.5 Ipom (VEU)	\$ 295.00		
Pre-Rinse Gun		GF2949-2913A	Universal Spray Gun w Adaptors	\$ 295.00		
Pre-Rinse Gun		GF2949HDL	Fisher Spray Gun & Handle only	\$ 260.00		
Pre-Rinse Gun		GF2949HDL12M	Fisher Spray Gun+ Hd+ 12MI	\$ 275.00		
Pre-Rinse Gun		GF2949-HDL12M-F	SprayGun w-15 d Flat Fan Tip	\$ 270.00		
Pre-Rinse Gun		GF2949HDL12M-R	SS SprayGun+ Hd+1/2MSvl+RO Aer	\$ 290.00		
Pre-Rinse Gun		GF2949-HDL12M-SH	SprayGun w Shower Tip	\$ 270.00		
Pre-Rinse Gun		GF2949-HDL12M-ST	SprayGun w Straight Stream Tip	\$ 270.00		
Pre-Rinse Gun		GF2949-HDL78M	Fisher Spray Gun + Hdl + 7/8MI	\$ 275.00		
Pre-Rinse Gun		PPI 141	G500A	Spray Gun Complete -1/2"mi	\$ 275.00	
Pre-Rinse Gun	G50-HDL		Spray Gun Complete w- Handle only - 3/4uns FI	\$ 260.00		
Pre-Rinse Gun	G50-HDL12		Spray Gun Complete w- Handle & 1/2" male	\$ 275.00		
Glass Filler Gun	PPI 142	G50GF	Glass Filler Gun only	\$ 260.00		
Glass Filler Gun		G50GF-HDL12M	Glass Filler Gun Complete w- Handle &1/2" male	\$ 355.00		
Pot Filler Gun	PPI 143	G50PF	Pot Filler Gun only	\$ 320.00		
Pot Filler Gun		G50PF-HDL12M	Pot Filler Gun Complete w- Handle &1/2" male	\$ 375.00		

Months Wtty period	Product Number	Part	Watermark Lic. No. / Not Required	WELS Reg. No.	WELS Star rating / LPM	Mounting Hole Dims.	UOM	GT Commercial Ratings	Packing Inner Box Dims.	Inner Box Weight	Outer Box Qty	Outer Box Dims.	Outer Box Weight
12	GI-HB1TRD32		NR	N/A	N/A	N/A		1 Med-Hvy Duty					
12	GI-HB3TH-OF		NR	N/A	N/A	N/A		1 Med-Hvy Duty					
12	GI-HB-C		NR	N/A	N/A	N/A		1 Med-Hvy Duty					
12	GI-HB-N		NR	N/A	N/A	N/A		1 Med-Hvy Duty					
12	GI-HB-RD		NR	N/A	N/A	N/A		1 Med-Hvy Duty					
12	GI-HBWBKT		NR	N/A	N/A	N/A		1 Med-Hvy Duty					
12	GI-HBWBKT-Pr-SLOT		NR	N/A	N/A	N/A		1 Med-Hvy Duty					
12	GI-HBSBP		NR	N/A	N/A	N/A		1 Med-Hvy Duty					
								1					
12	GI-DT		NR	N/A	N/A	N/A		Med-Hvy Duty					
36	GF2914		NR	N/A	N/A	N/A		1 Heavy Duty					
36	GF2914-K		NR	N/A	N/A	N/A		1 Heavy Duty					
36	GF2914-60		NR	N/A	N/A	N/A		1 Heavy Duty					
36	GF2914-96		NR	N/A	N/A	N/A		1 Heavy Duty					
36	GF2914-C		NR	N/A	N/A	N/A		1 Heavy Duty					
36	GF2918		NR	N/A	N/A	N/A		1 Heavy Duty					
36	GF2918-K		NR	N/A	N/A	N/A		1 Heavy Duty					
36	GF2918-2949-1		NR	N/A	N/A	N/A		1 Heavy Duty					
36	GF2918-2949-1K		NR	N/A	N/A	N/A		1 Heavy Duty					
36	GF2918-2949-2		NR	N/A	N/A	N/A		1 Heavy Duty					
36	GF2918-2949-2K		NR	N/A	N/A	N/A		1 Heavy Duty					
36	GF2918A		NR	N/A	N/A	N/A		1 Heavy Duty					
36	GF2918A-K		NR	N/A	N/A	N/A		1 Heavy Duty					
24	GPRH0650S		YES - 23008	N/A	N/A	N/A		1 Med-Hvy Dut	31 x 28 75	1kg			
24	GPRH0650F		YES - 23008	N/A	N/A	N/A		1 Med-Hvy Dut	31 x 28 75	1kg			
24	GPRH0650M		YES - 23008	N/A	N/A	N/A		1 Med-Hvy Dut	31 x 28 75	1kg			
24	GPRH0650U		YES - 23008	N/A	N/A	N/A		1 Med-Hvy Dut	31 x 28 75	1kg			
24	GPRH0750S		YES - 23008	N/A	N/A	N/A		1 Med-Hvy Dut	31 x 28 75	1kg			
24	GPRH0750F		YES - 23008	N/A	N/A	N/A		1 Med-Hvy Dut	31 x 28 75	1kg			
24	GPRH0750M		YES - 23008	N/A	N/A	N/A		1 Med-Hvy Dut	31 x 28 75	1.5kg			
24	GPRH0750U		YES - 23009	N/A	N/A	N/A		2 Med-Hvy Dut	32 x 28 75	1.5kg			
24	GPRH0900S		YES - 23008	N/A	N/A	N/A		1 Med-Hvy Dut	31 x 28 75	1kg			
24	GPRH0900F		YES - 23008	N/A	N/A	N/A		1 Med-Hvy Dut	31 x 28 75	1kg			
24	GPRH0900M		YES - 23008	N/A	N/A	N/A		1 Med-Hvy Dut	31 x 28 75	1.5kg			
24	GPRH0900U		YES - 23008	N/A	N/A	N/A		1 Med-Hvy Dut	31 x 28 75	1.5kg			
24	GPRH0970S		YES - 23008	N/A	N/A	N/A		1 Med-Hvy Dut	31 x 28 75	1kg			
24	GPRH0970F		YES - 23008	N/A	N/A	N/A		1 Med-Hvy Dut	31 x 28 75	1kg			
24	GPRH0970M		YES - 23008	N/A	N/A	N/A		1 Med-Hvy Dut	31 x 28 75	1.5kg			
24	GPRH0970U		YES - 23008	N/A	N/A	N/A		1 Med-Hvy Dut	31 x 28 75	1.5kg			
24	GPRH01000S		YES - 23008	N/A	N/A	N/A		1 Med-Hvy Dut	31 x 28 75	1kg			
24	GPRH01000M		YES - 23008	N/A	N/A	N/A		1 Med-Hvy Dut	31 x 28 75	1.5kg			
24	GPRH01000U		YES - 23008	N/A	N/A	N/A		1 Med-Hvy Dut	31 x 28 75	1kg			
24	GPRH01000M		YES - 23008	N/A	N/A	N/A		1 Med-Hvy Dut	31 x 28 75	1.5kg			
24	GPRH01500S		YES - 23008	N/A	N/A	N/A		1 Med-Hvy Duty					
24	GPRH01500M		YES - 23008	N/A	N/A	N/A		1 Med-Hvy Duty					
24	GPRH02000S		YES - 23008	N/A	N/A	N/A		1 Med-Hvy Duty					
24	GPRH02000M		YES - 23008	N/A	N/A	N/A		1 Med-Hvy Duty					
24	GPRH02500S		YES - 23008	N/A	N/A	N/A		1 Med-Hvy Duty					
24	GPRH02500M		YES - 23008	N/A	N/A	N/A		1 Med-Hvy Duty					
24	GPRH03000S		YES - 23008	N/A	N/A	N/A		1 Med-Hvy Duty					
24	GPRH03000M		YES - 23008	N/A	N/A	N/A		1 Med-Hvy Duty					
6	GPRD600UK		YES - 23008	N/A	N/A	N/A		1 Light-Med Duty					
6	GPRD750UK		YES - 23008	N/A	N/A	N/A		1 Light-Med Duty					
6	GPRD860UK		YES - 23008	N/A	N/A	N/A		1 Light-Med Duty					
6	GPRD915UK		YES - 23008	N/A	N/A	N/A		1 Light-Med Duty					
6	GPRD1000UK		YES - 23008	N/A	N/A	N/A		1 Light-Med Duty					
36	GF2949-2913A*		YES - 23008	T14468	6 / 3.5	N/A		1 Heavy Duty	35 x 10 x 7.5	1kg			
36	GF2949-2913A		YES - 23008	T40480	6 / 4.5	N/A		1 Heavy Duty	35 x 10 x 7.5	1kg			
36	GF2949HDL		YES - 23008	T40480	6 / 4.5	N/A		1 Heavy Duty	35 x 10 x 7.5	1kg			
36	GF2949HDL12M		YES - 23008	T40480	6 / 4.5	N/A		1 Heavy Duty	35 x 10 x 7.5	1kg			
36	GF2949-HDL12M-F		YES - 23008	TBA	TBA	N/A		1 Heavy Duty	35 x 10 x 7.5	1kg			
36	GF2949HDL12M-R		YES - 23008	TBA	TBA	N/A		1 Heavy Duty	35 x 10 x 7.5	1kg			
36	GF2949-HDL12M-SH		YES - 23008	TBA	TBA	N/A		1 Heavy Duty	35 x 10 x 7.5	1kg			
36	GF2949-HDL12M-ST		YES - 23008	TBA	TBA	N/A		1 Heavy Duty	35 x 10 x 7.5	1kg			
36	GF2949-HDL78M		YES - 23008	T40480	6 / 4.5	N/A		1 Heavy Duty	35 x 10 x 7.5	1kg			
24	G500A		YES - 23008	T40480	6 / 4.5	N/A		1 Heavy Duty					
24	G50-HDL		YES - 23008	T40480	6 / 4.5	N/A		1 Heavy Duty					
24	G50-HDL12		YES - 23008	T40480	6 / 4.5	N/A		1 Heavy Duty					
24	G50GF		YES - 23008	TBA	TBA	N/A		1 Heavy Duty					
24	G50GF-HDL12M		YES - 23008	TBA	TBA	N/A		1 Heavy Duty					
24	G50PF		YES - 23008	TBA	TBA	N/A		1 Heavy Duty					
24	G50PF-HDL12M		YES - 23008	TBA	TBA	N/A		1 Heavy Duty					

Building 5, U.1,  
29-31 Timms Rd  
Everton Hills  
Qld 4053

**\*\* NOTE:- We reserve the right to change or modify any part, or aspect of this pricelist without notice, due to any errors or mistakes or calculations or sudden price increases**

**KEY: PR = Pre-Rinse STDD = Standard / EXP = Exposed / RO - Reverse Osmosis  
Ass or Ass'y = Assembled or Assembly / S/S = Stainless Steel. / Adj = Adjustable**

P - 1300 85 25 15

E - sales.info@globaltapware.com

Product Group	Product Photo i.d.	Product Part Number	Product Description	1.4.2024 New Pricing	Discount	Net Buy Price excl. GST	
Pan-Room Gun	PPI 144	G50PR-A	Utility-Pan Room Spray Valve only - Angled Head	\$ 230.00			
Pan-Room Gun		G50PR	Utility-Pan Room Spray Valve only - Straight Head	\$ 210.00			
Pan-Room Gun	PPI 145	G50PR-AHDL12M	Utility-Pan Room Spray Valve Complete w- Angled Head	\$ 295.00			
Pan-Room Gun		G50PRHDL12M	Utility-Pan Room Spray Gun Complete w- Straight Head	\$ 275.00			
Pre-Rinse Gun	PPI 146	G50RO	Spray Gun Only- RO Shower Hd	\$ 275.00			
Pre-Rinse Gun		G50RO-HDL12M	Spray Gun Complete W- RO Shower Hd	\$ 375.00			
PR Gun Part	PPI 147	G5045DAA	Spray Gun - Angle Adaptor 45 degree	\$ 45.00			
PR Gun Part		G50BM-BK	Spray Gun - Bumper Rubber- Black	\$ 45.00			
PR Gun Part		G50BM-BLU	Spray Gun - Bumper Rubber- Blue	\$ 45.00			
PR Gun Part		G50BR	Spray Gun - Bumper Brush - S/S & Nylon	\$ 45.00			
Pre-Rinse Gun	PPI 148	G2949-B	Spray Valve only- Black Bumper	\$ 210.00			
Pre-Rinse Gun		G2949-HDL	Spray Valve & Handle	\$ 290.00			
PR Gun Part	PPI 149	G5208	Spray Valve Handle only - CP	\$ 90.50			
PR Gun Part		G5208-12MI	Spray Handle+1/2" fixed male	\$ 110.00			
PR Gun Part		G5208-78MI	Spray Handle+7/8 fixed male	\$ 110.00			
PR Gun Part		G5208-DSVL	Spray Valve Handle w/ Dble Svl	\$ 370.00			
PR Gun Part		G5208-RO	Spray Gun Handle for RO Work	\$ 100.00			
PR Gun Part	PPI 150	GTSTH-T	SS Wall Holder & Removal Tool	\$ 95.00			
PR Gun Part		GTST-RT	SS Triple Head Hex Removal Tool only	\$ 25.00			
PR Gun Part		G50LVR	SS Squeeze Lever & screws for Gun	\$ 40.00			
PR Gun Part		GTSTH-MC	SS 3 Spray Heads + Male Core	\$ 70.00			
PR Gun Part		G50SH	CP Pro Head-Spray Tip only (older Fisher Shower Head)	\$ 75.00			
PR Gun Part		G50AST	SS RO / FOOD Spray - Shower Screw On Tip	\$ 75.00			
PR Gun Part		G50STW	SS Spray Nozzle Jet & Washer-SS	\$ 50.00			
PR Gun Part		G50TST	SS Triple Spray Interchange Tips	\$ 58.00			
Spout Parts	PPI 151	GSPTTEXT 1	S/S Spout Extension 10" Swivel x Swivel	\$ 115.00			
Spout Parts		GSPTTEXT 2	S/S Spout Extension 16" Svl x Svl	\$ 125.00			
Spout Parts		GSPTTEXT 3	S/S Spout Extension 5" Svl x Svl	\$ 105.00			
Standard Spout	PPI 152	G3006	CP S/S Standard Swivel Spout - 6" (A)	\$ 87.00			
Standard Spout		G3008	CP S/S Standard Swivel Spout - 8" (B)	\$ 87.00			
Standard Spout		G3010	CP S/S Standard Swivel Spout - 10" (C)	\$ 87.00			
Standard Spout		G3012	CP S/S Standard Swivel Spout - 12" (D)	\$ 87.00			
Standard Spout		G3014	CP S/S Standard Swivel Spout - 14" (E)	\$ 87.00			
Standard Spout		G3016	CP S/S Standard Swivel Spout - 16" (F)	\$ 87.00			
Standard Spout		G3006S	Polished S/S Standard Swivel Spout - 6" (A)	\$ 87.00			
Standard Spout		G3008S	Polished S/S Standard Swivel Spout - 8" (B)	\$ 87.00			
Standard Spout		G3010S	Polished S/S Standard Swivel Spout - 10" (C)	\$ 87.00			
Standard Spout		G3012S	Polished S/S Standard Swivel Spout - 12" (D)	\$ 87.00			
Standard Spout		G3014S	Polished S/S Standard Swivel Spout - 14" (E)	\$ 87.00			
Standard Spout		G3016S	Polished S/S Standard Swivel Spout - 16" (F)	\$ 87.00			
Gooseneck Spout		PPI 153	G3106	CP GOOSE-Neck Spout Swivel - 6"	\$ 115.00		
Gooseneck Spout			G3112	CP GOOSE-Neck Spout Swivel - 12"	\$ 115.00		
Gooseneck Spout	G31-6-9		Chrome S/S Goose-Neck Spout -6" x 9"	\$ 95.00			
Gooseneck Spout	G31-8-12		Chrome S/S Goose-Neck Spout - 8" x 12"	\$ 95.00			
Gooseneck Spout	G31-9-12		Chrome S/S Goose-Neck Spout - 9" x 12"	\$ 95.00			
Gooseneck Spout	G3106S		Polished SS Goose-Neck Spout Svl - 6"	\$ 140.00			
Gooseneck Spout	G3112S		Polished SS Goose-Neck Spout Svl - 12"	\$ 140.00			
Gooseneck Spout	G31-6-9S		Polished S/S Gooseneck Spout - 6" x 9"	\$ 95.00			
Gooseneck Spout	G31-8-12S		Polished S/S Gooseneck Spout - 8" x 12"	\$ 95.00			
Gooseneck Spout	G31-9-12S		Polished S/S Gooseneck Spout - 9" x 12"	\$ 95.00			
Spout Accessories	PPI 154	G3407S	Polished S/S 7" Double Swivel Arm Extension	\$ 204.00			
Spout Accessories		G3412S	Polished S/S 12" Double Swivel Arm Extension	\$ 244.00			
Spout w- tap	PPI 155	G3511S	Polished S/S Single Swivel Spout w/-End Tap - 11"	\$ 515.00			
Spout w- tap		G3518S	Polished S/S Dble Swivel Spout w/-End Tap - 18"	\$ 719.00			
Spout w- tap		G3524S	Polished S/S Dble Swivel Spout w/ End Tap - 24"	\$ 759.00			
Spout Accessories		G3511-HDL	Spout End Tap Replacement Heat Resistant Handle	\$ 150.00			
Laundry Arm	PPI 156	G-SLA150	CP Laundry Arm 150mm	\$ 15.00			
Laundry Arm		G-SLA225	CP Laundry Arm-225mm	\$ 15.00			
Laundry Arm		G-SLA450T	CP Laundry Arm - Telescopic -450mm	\$ 36.00			
Laundry Arm		G-SLA600T	CP Laundry Arm - Telescopic -600mm	\$ 60.00			
Laundry Arm		G-SLA660F	CP Laundry Arm - Folding - 660mm	\$ 65.00			
Line Retractor	PPI 157	GRLW	Line Retractor- Shock Spring	\$ 150.00			
Line Retractor		GRLWBKT	Line Retractor w- Wall Bracket	\$ 195.00			
Line Retractor		GRLWQ-TA	Line Retractor Svl ArmTop Assl	\$ 195.00			
Temp Valve	PPI 158	GTMV15	Thermostatic Mixing Valve	\$ 350.00			
Temp Valve		GTV15	Tempering Valve 1/2"	\$ 110.00			
Pull Out Base	PPI 159	GW-PTBASE-CP	Pull Through Base Hob Mount CP	\$ 60.00			
Pull Out Base		GW-PTBASE-SS	Pull Through Base Hob Mount SS	\$ 150.00			

Months Wtty period	Product Number	Part	Watermark Lic. No.s / Not Required	WELS Reg. No.	WELS Star rating / LPM	Mounting Hole Dims.	UOM	GT Commercial Ratings	Packing Inner Box Dims.	Inner Box Weight	Outer Box Qty	Outer Box Dims.	Outer Box Weight
24	G50PR-A		YES - 23008	T40480	6 / 4.5	N/A		1 Heavy Duty					
24	G50PR		YES - 23008	T40480	6 / 4.5	N/A		1 Heavy Duty					
24	G50PR-AHDL12M		YES - 23008	T40480	6 / 4.5	N/A		1 Heavy Duty					
24	G50PRHDL12M		YES - 23008	T40480	6 / 4.5	N/A		1 Heavy Duty					
24	G50RO		YES - 23008	TBA	TBA	N/A		1 Heavy Duty					
24	G50RO-HDL12M		YES - 23008	TBA	TBA	N/A		1 Heavy Duty					
24	G5045DAA		NR	N/A	N/A	N/A		1 Heavy Duty					
6	G50BM-BK		NR	N/A	N/A	N/A		1 Heavy Duty					
6	G50BM-BLU		NR	N/A	N/A	N/A		1 Heavy Duty					
6	G50BR		NR	N/A	N/A	N/A		1 Heavy Duty					
36	G2949-B		NR	T40480	6 / 4.5	N/A		1 Heavy Duty	35 x 10 x 7.5	1kg			
36	G2949-HDL		NR	T40480	6 / 4.5	N/A		1 Heavy Duty					
36	G5208		NR	N/A	N/A	N/A		1 Heavy Duty	16 x 5.5 x 3.5	.25kg			
36	G5208-12MI		NR	N/A	N/A	N/A		1 Heavy Duty					
36	G5208-78MI		NR	N/A	N/A	N/A		1 Heavy Duty					
36	G5208-DSVL		NR	N/A	N/A	N/A		1 Heavy Duty					
36	G5208-RO		NR	N/A	N/A	N/A		1 Heavy Duty					
24	G3SHM-WH-T		NR	N/A	N/A	N/A		1					
24	G50TSH-RT		NR	N/A	N/A	N/A		1					
24	G50LVR		NR	N/A	N/A	N/A		1					
24	G3STM-KIT		NR	N/A	N/A	N/A		1					
24	G50SH		NR	N/A	N/A	N/A		1					
24	G50AST		NR	N/A	N/A	N/A		1					
24	G50STW		NR	N/A	N/A	N/A		1					
24	G50TST		NR	N/A	N/A	N/A		1					
24	GSPTXT 1		N/A	N/A	N/A	N/A		1 Med-Hvy Duty					
24	GSPTXT 2		N/A	N/A	N/A	N/A		1 Med-Hvy Duty					
24	GSPTXT 3		N/A	N/A	N/A	N/A		1 Med-Hvy Duty					
24	G3006		Yes - 23008	T40512	3 / 9	N/A		1 Med-Hvy Duty					
24	G3008		Yes - 23008	T40512	3 / 9	N/A		1 Med-Hvy Duty					
24	G3010		Yes - 23008	T40512	3 / 9	N/A		1 Med-Hvy Duty					
24	G3012		Yes - 23008	T40512	3 / 9	N/A		1 Med-Hvy Duty					
24	G3014		Yes - 23008	T40512	3 / 9	N/A		1 Med-Hvy Duty					
24	G3016		Yes - 23008	T40512	3 / 9	N/A		1 Med-Hvy Duty					
36	G3006S		Yes - 23008	T40512	3 / 9	N/A		1 Med-Hvy Duty					
36	G3008S		Yes - 23008	T40512	3 / 9	N/A		1 Med-Hvy Duty					
36	G3010S		Yes - 23008	T40512	3 / 9	N/A		1 Med-Hvy Duty					
36	G3012S		Yes - 23008	T40512	3 / 9	N/A		1 Med-Hvy Duty					
36	G3014S		Yes - 23008	T40512	3 / 9	N/A		1 Med-Hvy Duty					
36	G3016S		Yes - 23008	T40512	3 / 9	N/A		1 Med-Hvy Duty					
24	G3106		Yes - 23008	TM41198	3 / 9	N/A		1 Med-Hvy Duty					
24	G3112		Yes - 23008	TM41198	3 / 9	N/A		1 Med-Hvy Duty					
24	G31-6-9		Yes - 23008	TM41198	4 / 7.5	N/A		1 Med-Hvy Duty					
24	G31-8-12		Yes - 23008	TM41198	4 / 7.5	N/A		1 Med-Hvy Duty					
24	G31-9-12		Yes - 23008	TM41198	4 / 7.5	N/A		1 Med-Hvy Duty					
36	G3106S		Yes - 23008	TM41198	3 / 9	N/A		1 Med-Hvy Duty					
36	G3112S		Yes - 23008	TM41198	3 / 9	N/A		1 Med-Hvy Duty					
36	G31-6-9S		Yes - 23008	TM41198	4 / 7.5	N/A		1 Med-Hvy Duty					
36	G31-8-12S		Yes - 23008	TM41198	4 / 7.5	N/A		1 Med-Hvy Duty					
36	G31-9-12S		Yes - 23008	TM41198	4 / 7.5	N/A		1 Med-Hvy Duty					
36	G3407S		Yes - 23008	NR	N/A	N/A		1 Med-Hvy Duty					
36	G3412S		Yes - 23008	NR	N/A	N/A		1 Med-Hvy Duty					
36	G3511S		Yes - 23008	T40510	3 / 9	N/A		1 Med-Hvy Duty					
36	G3518S		Yes - 23008	T40510	3 / 9	N/A		1 Med-Hvy Duty					
36	G3524S		Yes - 23008	T40510	3 / 9	N/A		1 Med-Hvy Duty					
12	G3511-HDL		NR	N/A	N/A	N/A		Hvy Duty					
12	G-SLA150		Y - By Other	T17878	3 / 8		25	1					
12	G-SLA225		Y - By Other	T17880	4 / 7.5		25	1					
12	G-SLA450T		Y - By Other	TBA	TBA		25	1					
12	G-SLA600T		Y - By Other	TBA	TBA		25	1					
12	G-SLA660F		Y - By Other	RBA	RBA		25	1					
12	GLRW		NR	N/A	N/A	N/A		1					
12	GLRWBKT		NR	N/A	N/A	N/A		1					
12	GLRWQ-TA		NR	N/A	N/A	N/A		1					
12	GTMV15		Y - By Other	N/A	N/A	N/A		1					
12	GTV15		Y - By Other	N/A	N/A	N/A		1					
Pull Out Bases													
12	GW-PTBASE-CP		NR	N/A	N/A	N/A		1					
12	GW-PTBASE-SS		NR	N/A	N/A	N/A		1					



**\*\* NOTE:- We reserve the right to change or modify any part, or aspect of this pricelist without notice, due to any errors or mistakes or calculations or sudden price increases**

**KEY: PR = Pre-Rinse STDD = Standard / EXP = Exposed / RO - Reverse Osmosis  
Ass or Ass'y = Assembled or Assembly / S/S = Stainless Steel. / Adj = Adjustable**

P - 1300 85 25 15

E - sales.info@globaltapware.com

Product Group	Product Photo i.d.	Product Part Number	Product Description	1.4.2024 New Pricing	Discount	Net Buy Price excl. GST
Autoflo Parts	PPI 159	AUO181	Spare - Basin EYEBODY - NEW	\$ 490.00		
Autoflo Parts		AUO183	Spare - SOLENOID-Plastic	\$ 155.00		
Autoflo Parts		AUO184	Spare - PowerPack-Old	\$ 145.00		
Autoflo Parts		AUO194	Spare - Basin Nut & Spacers	\$ 6.50		
Fix-A Plate	PPI 160	GA-FP-S	Fix-A-Plate -SS 3mm - 1 only Small - 70 x 60	\$ 8.50		
Fix-A Plate		GA-FP-L	Fix-A-Plate -SS 3mm - 1 only Large - 130 x 75	\$ 12.50		
Fix-A Plate		GA-FP-3M	Fix-A-Plate -SS 3mm - Mixed Pack - 2 Small + 1 Large	\$ 26.50		
Fix-A Plate		GA-FP-3L	Fix-A-Plate -SS 3mm - 1 Sized Pack - 3 Large	\$ 37.50		
Fix-A Plate		GA-FP-5S	Fix-A-Plate -SS 3mm - 1 Sized Pack - 5 Small	\$ 37.50		
PR Hanging Bracket	PPI 161	GHWB-EXT	Hanging Bracket Extension Arm	\$ 55.00		
PR Hanging Bracket		GHWBK-HK	Hanging Wall Bracket w/- Hook	\$ 185.00		
PR Hanging Bracket		GHWBK-KFC-HK	Hanging Wall Bkt w/-Hook-KFC	\$ 185.00		
Wall / PR Bracket	PPI 162	GBKT-C	Bracket Clamp for use on Riser	\$ 40.00		
Wall / PR Bracket		GBKT-HOOK	Bracket Bolt-On L Hook	\$ 5.00		
Wall / PR Bracket		GBKT-N	Bracket Narrow Mouth	\$ 45.00		
Wall / PR Bracket		GBKT-N-CL	Bracket Narrow w/- Clamp	\$ 85.00		
Wall / PR Bracket		GBKT-SE	Bracket - Side Entry- Mk1	\$ 48.00		
Wall / PR Bracket		GBKT-W	Bracket - Wide Mouth	\$ 48.00		
Wall / PR Bracket		GBKT-W-CL	Bracket Large w/- Clamp	\$ 85.00		
Tap Handles	PPI 163	GS-GFPLH-1	Fisher-Stainless Taps - Lever- Single	\$ 70.00		
Tap Handles		GS-GFPLH-2	Fisher-Stainless Taps - Lever - Pair	\$ 135.00		
Tap Handles		GS-GFCH-1	Fisher-Stainless Taps - Cross Handle	\$ 48.00		
Tap Handles		GS-GFWLH-1	Fisher-Stainless Taps - Wedge Lever Handles	\$ 60.00		
Tap Handles	PPI 164	GQH1P	Handle Only - 1 Pin	\$ 84.00		
Tap Handles		GQH3P	Handle Only - 3 Pin	\$ 90.00		
Tap Handles	PPI 165	GQHB-RB	Q Handles Buttons- Red & Blue	\$ 15.00		
Tap Handles	PPI 166	GQHL1	Q Lever Handle 115	\$ 125.00		
Tap Handles		GQHL2	Q Lever Handle 150 mm	\$ 135.00		
Tap Handles		GQHL3	Q Lever Handle 180mm	\$ 145.00		
Tap Handles	PPI 167	GMH-1P	Mixer Handle - 1 Pin - 40 cartridge	\$ 15.00		
Tap Handles		GMH-LV	Mixer Handle - Lever 150 - 40 cartridge	\$ 25.00		
Tap Handles		GMH-ST	Mixer Handle - Standard - 40 cartridge	\$ 15.00		
Repair Kits	PPI 168	G50KIT	Spray Gun - Repair Kit-S/S	\$ 116.00		
Repair Kits		G-SPKIT	Spout Repair Kit for:- GS, GEC, GQ Stdd & GN Spouts	\$ 12.50		
Repair Kits	PPI 169	G25RK-SS	Pot Filler Handle Repair Kit - For GF & GRM Pot Fillers	\$ 85.00		
Repair Kits		GS03RKC-SS	Tap Repair Kit-Cold Side - for GF, GS Tapware	\$ 85.00		
Repair Kits		GS03RKH-SS	Tap Repair Kit- Hot side - for GF, GS Tapware	\$ 85.00		
Repair Kits	PPI 170	G01MK-B	Mounting Kit- 1/2" x 100mm Thread + Flanged Back nut	\$ 28.00		
Repair Kits		G02MK-SS	Mounting Kit- 1/2" x 100mm Thread + Flanged Back nut	\$ 36.00		
Repair Kits		G03IH	Inlet Hose pair- for GF, GS, GEC, GQ Dual Tap	\$ 42.00		
Repair Kits		G03MK	Mounting Kit SS- for GF, GS, GEC, GQ Dual Tap	\$ 58.00		
Repair Kits	PPI 171	GQRKIT-C	Bib Top Half-R/A-Cold-less Hdl	\$ 140.00		
Repair Kits		GQRKIT-H	Bib Top Half-R/A-Hot-lessHdl	\$ 140.00		
Repair Kits	PPI 172	GECBASINBIBTOPS	EC Basin Bib Tops -pair	\$ 55.00		
Repair Kits		GECBIBTOP-C	EC BIB TOP - COLD	\$ 20.00		
Repair Kits		GECBIBTP-H	EC Bib Top - HOT	\$ 20.00		
Repair Kits		GEC-HANDLES	Easy Clean Handles Only -pr	\$ 28.00		
PR Parts	PPI 173	G8101	Spring Guard - Stdd J model	\$ 95.00		
PR Parts		G8101C	Spring Guard -Cafe	\$ 65.00		
PR Parts		G8208SS	Hook for PR - S/S- 210mm	\$ 35.00		
PR Parts	PPI 174	GSR143812	Spring Retainer3/8 Fx1/4Fx1/2M	\$ 95.00		
PR Parts		GSR-ADJ	Spring Retainer-Adjustable-SS	\$ 85.00		
PR Parts	PPI 175	GF8001	Polished SS Riser 1 1/2"	\$ 60.00		
PR Parts		GF8002	Polished SS Riser 2 1/2"	\$ 60.00		
PR Parts		GF8004.5	Polished SS Riser 4 1/2"	\$ 62.00		
PR Parts		GF8005.5	Polished SS Riser 5 1/2"	\$ 62.00		
PR Parts		GF8006	Polished SS Riser 6"	\$ 62.00		
PR Parts		GF8010	Polished SS Riser 10 1/2"	\$ 70.00		
PR Parts		GF8016	Polished SS Riser 16"	\$ 75.00		
PR Parts		GF8021	Polished SS Riser 21"	\$ 85.00		
PR Parts		PPI 176	G8310	PreRinse Wall Brkt -Clamp -CP	\$ 95.00	
PR Parts	G83-ISL-KIT		Wall Bracket w- Knuckle,2 Rods	\$ 155.00		
PR Parts	G83KL		"KNUCKLE" Wall Bracket Adjust	\$ 60.00		

Months Wtty period	Product Number	Part	Watermark Lic. No.s / Not Required	WELS Reg. No.	WELS Star rating / LPM	Mounting Hole Dims.	UOM	GT Commercial Ratings	Packing Inner Box Dims.	Inner Box Weight	Outer Box Qty	Outer Box Dims.	Outer Box Weight
12	AUO181		NR	N/A	N/A	N/A	1						
12	AUO183		Y - By Other	N/A	N/A	N/A	1						
12	AUO184		NR	N/A	N/A	N/A	1						
12	AUO194		NR	N/A	N/A	N/A	1						
12	GA-FP-S		NR	N/A	N/A	N/A	1 Hvy Duty						
12	GA-FP-L		NR	N/A	N/A	N/A	1 Hvy Duty						
12	GA-FP-3M		NR	N/A	N/A	N/A	1 Hvy Duty						
12	GA-FP-3L						1 Hvy Duty						
12	GA-FP-5S		NR	N/A	N/A	N/A	1 Hvy Duty						
12	GHWB-EXT		NR	N/A	N/A	N/A	1 Med-Hvy Duty						
12	GHWBK-HK		NR	N/A	N/A	N/A	1 Med-Hvy Duty						
12	GHWBK-KFC-HK		NR	N/A	N/A	N/A	1 Med-Hvy Duty						
12	GBKT-C		NR	N/A	N/A	N/A	1 Med-Hvy Duty						
12	GBKT-HOOK		NR	N/A	N/A	N/A	1 Med-Hvy Duty						
12	GBKT-N		NR	N/A	N/A	N/A	1 Med-Hvy Duty						
12	GBKT-N-CL		NR	N/A	N/A	N/A	1 Med-Hvy Duty						
12	GBKT-SE		NR	N/A	N/A	N/A	1 Med-Hvy Duty						
12	GBKT-W		NR	N/A	N/A	N/A	1 Med-Hvy Duty						
12	GBKT-W-CL		NR	N/A	N/A	N/A	1 Med-Hvy Duty						
12	GS-GFPLH-1		N/A	N/A	N/A	N/A	1						
12	GS-GFPLH-2		N/A	N/A	N/A	N/A	1						
12	GS-GFCH-1		N/A	N/A	N/A	N/A	1						
12	GS-GFWLH-1		N/A	N/A	N/A	N/A	1						
12	GQH1P		N/A	N/A	N/A	N/A	1						
12	GQH3P		N/A	N/A	N/A	N/A	1						
12	GQHB-RB		N/A	N/A	N/A	N/A	1						
12	GQHL1		N/A	N/A	N/A	N/A	1						
12	GQHL2		N/A	N/A	N/A	N/A	1						
12	GQHL3		N/A	N/A	N/A	N/A	1						
12	GMH-1P		N/A	N/A	N/A	N/A	1						
12	GMH-LV		N/A	N/A	N/A	N/A	1						
12	GMH-ST		N/A	N/A	N/A	N/A	1						
24	G50KIT		N/A	N/A	N/A	N/A	1						
12	G-SPKIT		N/A	N/A	N/A	N/A	1						
36	G25RK-SS		N/A	N/A	N/A	N/A	1						
36	G503RKC-SS		N/A	N/A	N/A	N/A	1						
36	G503RKH-SS		N/A	N/A	N/A	N/A	1						
24	G01MK-B		N/A	N/A	N/A	N/A	1						
24	G02MK-SS		N/A	N/A	N/A	N/A	1						
36	G03IH		N/A	N/A	N/A	N/A	1						
36	G03MK		N/A	N/A	N/A	N/A	1						
24	GQRKIT-C		N/A	N/A	N/A	N/A	1						
24	GQRKIT-H		N/A	N/A	N/A	N/A	1						
24	GECBASINBIBTOPS		N/A	N/A	N/A	N/A	1						
24	GECBIBTOP-C		N/A	N/A	N/A	N/A	1						
24	GECBIBTP-H		N/A	N/A	N/A	N/A	1						
12	GEC-HANDLES		N/A	N/A	N/A	N/A	1						
12	G8101		N/A	N/A	N/A	N/A	1						
12	G8101C		N/A	N/A	N/A	N/A	1						
12	G8208SS		N/A	N/A	N/A	N/A	1						
12	GSR143812		N/A	N/A	N/A	N/A	1						
12	GSR-ADJ		N/A	N/A	N/A	N/A	1						
12	GF8001		N/A	N/A	N/A	N/A	1						
12	GF8002		N/A	N/A	N/A	N/A	1						
12	GF8004.5		N/A	N/A	N/A	N/A	1						
12	GF8005.5		N/A	N/A	N/A	N/A	1						
12	GF8006		N/A	N/A	N/A	N/A	1						
12	GF8010		N/A	N/A	N/A	N/A	1						
12	GF8016		N/A	N/A	N/A	N/A	1						
12	GF8021		N/A	N/A	N/A	N/A	1						
12	G8310		N/A	N/A	N/A	N/A	1						
12	G83-ISL-KIT		N/A	N/A	N/A	N/A	1						
12	G83KL		N/A	N/A	N/A	N/A	1						

Building 5, U.1,  
29-31 Timms Rd  
Everton Hills  
Qld 4053

**\*\* NOTE:- We reserve the right to change or modify any part, or aspect of this pricelist without notice, due to any errors or mistakes or calculations or sudden price increases**

KEY: PR = Pre-Rinse STDD = Standard / EXP = Exposed / RO - Reverse Osmosis  
Ass or Ass'y = Assembled or Assembly / S/S = Stainless Steel. / Adj = Adjustable

P - 1300 85 25 15  
E - sales.info@globaltapware.com

Product Group	Product Photo i.d.	Product Part Number	Product Description	1.4.2024 New Pricing	Discount	Net Buy Price excl. GST	
PR Parts	PPI 177	G-500-CP	CP Pot Filler 1/4 Ceramic Only- No Spout	deleted			
PR Parts		G-500SS	SS Pot Filler Body Only	\$ 250.00			
PR Parts		G-506	SS Pot Filler - 6" Spout	\$ 340.00			
PR Parts		G-510	SS Pot Filler -10" Spout	\$ 340.00			
PR Parts		G-512	SS Pot Filler -12" Spout	\$ 340.00			
PR Parts		G-514	SS Pot Filler -14" Spout	\$ 340.00			
Quik Release	PPI 178	GQR12COUP-AS-M-CP	Quik Rel. Coupling w- Auto Shut Off -1/2"M CP	\$ 120.00			
Quik Release		GQR12COUP-AS-PLUG-CP	Quik Rel. Coupling + Plug w- Auto Shut Off 1/2" M CP	\$ 175.00			
Quik Release		GQR12COUP-F-CP	Quik Release Coupling-1/2"F-CP	\$ 75.00			
Quik Release		GQR12COUP-F-SS	Quik Release Coupling 1/2"F SS	\$ 170.00			
Quik Release		GQR12PLUG-F-CP	Quik Release Plug-1/2 F-CP	\$ 55.00			
Quik Release		GQR12PLUG-M-CP	Quik Release Plug 1/2" M-CP	\$ 55.00			
Quik Release		GQR12PLUG-M-SS	Quik Release Plug 1/2" M -S/S	\$ 80.00			
Quik Release		GQR34COUP-F-CP	Quik Release Coupling-3/4"F-CP	\$ 90.00			
Quik Release		GQR34MCOUP-AS-F-CP	Quik Release AS Coupler3/4F cp	\$ 99.00			
Quik Release		GQR34PLUG-M-CP	Quik Release Plug 3/4M CP	\$ 38.00			
Sockets & Bushes	PPI 179	G531234CP	Socket CP - 1/2 x 3/4uns Type3	\$ 30.00			
Sockets & Bushes		G531234SS	Socket SS - 1/2" x 3/4uns	\$ 40.00			
Sockets & Bushes		G5312CP	Socket 1/2" CP	\$ 5.00			
Sockets & Bushes		G531412CP-T2	Socket 1/4" x 1/2" CP-Type 2	\$ 30.00			
Sockets & Bushes		G531412SS	Socket 1/4" x 1/2" S/S	\$ 40.00			
Sockets & Bushes		G531434CP-T1	Socket 1/4 x 3/4uns Type 1	\$ 30.00			
Sockets & Bushes		G531434SS	Socket 1/4 x 3/4uns SS	\$ 40.00			
Sockets & Bushes		G531478CP	Socket 1/4NPT x 7/8 unf fine -CP	\$ 30.00			
Sockets & Bushes		G5314SS	Socket 1/4" S/S - Polished	\$ 30.00			
Sockets & Bushes		G533478CP	Socket 3/4uns x 7/8 unf fine - CP	\$ 30.00			
Sockets & Bushes		G533478SS	Socket 3/4uns x 7/8 unf fine -SS	\$ 60.00			
Sockets & Bushes		G533812CP	Socket Reducer 3/8" x 1/2" CP	\$ 10.00			
Sockets & Bushes		G533812SS	Socket Reducing 1/2" x 3/8"	\$ 30.00			
Sockets & Bushes		G5338CP	Socket 3/8" CP	\$ 5.00			
Sockets & Bushes		G5338SS	Socket 3/8" S/S	\$ 20.00			
Sockets & Bushes		PPI 180	G541234CP	Bush 1/2" F x 3/4" M - CP	\$ 15.00		
Sockets & Bushes			G541412CP	Bush 1/4" F x 1/2" M - CP	\$ 5.00		
Sockets & Bushes			G541412SS	Bush 1/4" F x 1/2" M - SS	\$ 30.00		
Sockets & Bushes			G541438CP	Bush 1/4" F x 3/8" M - CP	\$ 5.00		
Sockets & Bushes			G541438SS	Bush 1/4" F x 3/8" M - SS	\$ 30.00		
Sockets & Bushes	G543812CP	Bush 3/8" F x 1/2" M - CP	\$ 10.00				
Sockets & Bushes	G543812SS	Bush 3/8" F x 1/2" M - S/S	\$ 10.00				
Adaptors & Nipples	PPI 181	G551212	Adaptor - 1/2" M x 1/2" F -CP	\$ 10.00			
Adaptors & Nipples		G551212DCV	Adaptor - 1/2" M&F w- Dual Check Valve	\$ 35.00			
Adaptors & Nipples		G551226SV-CP	Adaptor - 1/2" F x 26tpi M Swivel	delete			
Adaptors & Nipples		G551234CP	Adaptor - 1/2" M x 3/4 F CP	\$ 8.00			
Adaptors & Nipples		G5512F78M-SS	Adaptor - 1/2" F x 7/8 unf fine - SS	\$ 20.00			
Adaptors & Nipples		G5512M78FSS	Adaptor -1/2" Mx78f SS	\$ 20.00			
Adaptors & Nipples		G551412SVL	Adaptor - Swivel -1/4"Mx1/2" F	delete			
Adaptors & Nipples		G5534unsF12M-SS	Adaptor - 3/4uns Flx 1/2" MI	\$ 70.00			
Adaptors & Nipples		G5540F50M-PL	Adaptor 40mm F x 50mm M-PVC	\$ 15.00			
Adaptors & Nipples		G55M22F12M	Adaptor - convert Aerator to 1/2" M	\$ 15.00			
Adaptors & Nipples		PPI 182	G561212CP	Nipple - 1/2" CP	\$ 5.00		
Adaptors & Nipples			G561234CP	Nipple - 1/2" x 3/4" - CP	\$ 6.00		
Adaptors & Nipples			G561234SS	Nipple - 1/2" x 3/4" - SS	\$ 30.00		
Adaptors & Nipples			G561234uns-SS	Nipple - 1/2" M x 3/4 uns M - SS	\$ 30.00		
Adaptors & Nipples			G561412CP	Nipple - 1/2" M x 1/4" M - CP	\$ 10.00		
Adaptors & Nipples	G561412SS		Nipple - 1/2" M x 1/4" M - SS	\$ 10.00			
Adaptors & Nipples	G563478SS		Nipple - 3/4unf x 7/8unf F - S/S	\$ 30.00			
Adaptors & Nipples	G563812DCV		Nipple - 3/8" M x 1/2" M Dual Check Valve	\$ 20.00			
Adaptors & Nipples	G5638M15FT		Nipple-3/8" M x M1.5 M Fine Thread-suit Wolfen / Gentec	\$ 30.00			
Adaptors & Nipples	G56PK	Adapter Pack- 1 x 1/4 x1/2 & 1x 1/2 x 3/4uns	\$ 35.00				
Elbows & Tees	PPI183	G571212FFCP	Elbow 1/2" F & F - CP	\$ 8.00			
Elbows & Tees		G571212MFCP	Elbow 1/2" M & F - C.P.	\$ 6.00			
Elbows & Tees		G571212MFDCV	Elbow 1/2" M & F - Dual Check + Flange CP	\$ 70.00			
Elbows & Tees		G5712CCKIT-SS	Elbow 1/2" Close Coupled Kit-SS -Suit Splashbacks	\$ 160.00			
Elbows & Tees		G573838MFPSS	Elbow 3/8" x 3/8" M & F - SS	\$ 30.00			
Elbows & Tees		G5738FFCP	Elbow 3/8" F & F - CP	\$ 20.00			
Elbows & Tees		G5738FFSS	Elbow 3/8" F & F - S/S Polished	\$ 30.00			
Elbows & Tees		G5738MFCP	Elbow 3/8" M & F - CP	\$ 20.00			
Elbows & Tees		G57SVL14FCP	Elbow - Screw-On Swivel Outlet x 1/4" F	\$ 158.00			
Elbows & Tees		PPI 184	G5812FFFCP	TEE - 1/2" Chrome plated	\$ 12.00		
Elbows & Tees	G5812FFFSS		TEE - 1/2 Fx 1/2F x 1/2F S/S	\$ 30.00			
Elbows & Tees	G5838FFFSS		TEE - 3/8F x3/8Fx3/8F SS	\$ 25.00			
Elbows & Tees	PPI 185	G5912FMM	Y Piece 1/2" F x M x M Brass	\$ 35.00			
Elbows & Tees		G5912FMM-CP	Y Piece 1/2" F x M x M CP	\$ 39.00			

Months Wtty period	Product Number	Part	Watermark Lic. No.s / Not Required	WELS Reg. No.	WELS Star rating / LPM	Mounting Hole Dims.	UOM	GT Commercial Ratings	Packing Inner Box Dims.	Inner Box Weight	Outer Box Qty	Outer Box Dims.	Outer Box Weight
12	G-500-CP		Yes- 23008	N/A	N/A	N/A		1					
36	G-500SS		Yes- 23009	N/A	N/A	N/A		1					
36	G-506		Yes- 23010	N/A	N/A	N/A		1					
36	G-510		Yes- 23011	N/A	N/A	N/A		1					
36	G-512		Yes- 23012	N/A	N/A	N/A		1					
36	G-514		Yes- 23013	N/A	N/A	N/A		1					
12	GQR12COUP-AS-M-CP		N/A	N/A	N/A	N/A		1					
12	GQR12COUP-AS-PLUG-CP		N/A	N/A	N/A	N/A		1					
12	GQR12COUP-F-CP		N/A	N/A	N/A	N/A		1					
12	GQR12COUP-F-SS		N/A	N/A	N/A	N/A		1					
12	GQR12PLUG-F-CP		N/A	N/A	N/A	N/A		1					
12	GQR12PLUG-M-CP		N/A	N/A	N/A	N/A		1					
12	GQR12PLUG-M-SS		N/A	N/A	N/A	N/A		1					
12	GQR34COUP-F-CP		N/A	N/A	N/A	N/A		1					
12	GQR34MCOUP-AS-F-CP		N/A	N/A	N/A	N/A		1					
12	GQR34PLUG-M-CP		N/A	N/A	N/A	N/A		1					
12	G531234CP		N/A	N/A	N/A	N/A		1					
12	G531234SS		N/A	N/A	N/A	N/A		1					
12	G5312CP		N/A	N/A	N/A	N/A		1					
12	G531412CP-T2		N/A	N/A	N/A	N/A		1					
12	G531412SS		N/A	N/A	N/A	N/A		1					
12	G531434CP-T1		N/A	N/A	N/A	N/A		1					
12	G531434SS		N/A	N/A	N/A	N/A		1					
12	G531478CP		N/A	N/A	N/A	N/A		1					
12	G5314SS		N/A	N/A	N/A	N/A		1					
12	G533478CP		N/A	N/A	N/A	N/A		1					
12	G533478SS		N/A	N/A	N/A	N/A		1					
12	G533812CP		N/A	N/A	N/A	N/A		1					
12	G533812SS		N/A	N/A	N/A	N/A		1					
12	G5338CP		N/A	N/A	N/A	N/A		1					
12	G5338SS		N/A	N/A	N/A	N/A		1					
12	G541234CP		N/A	N/A	N/A	N/A		1					
12	G541412CP		N/A	N/A	N/A	N/A		1					
12	G541412SS		N/A	N/A	N/A	N/A		1					
12	G541438CP		N/A	N/A	N/A	N/A		1					
12	G541438SS		N/A	N/A	N/A	N/A		1					
12	G543812CP		N/A	N/A	N/A	N/A		1					
12	G543812SS		N/A	N/A	N/A	N/A		1					
12	G551212		N/A	N/A	N/A	N/A		1					
12	G551212DCV		N/A	N/A	N/A	N/A		1					
12	G551226SV-CP		N/A	N/A	N/A	N/A		1					
12	G551234CP		N/A	N/A	N/A	N/A		1					
12	G5512F78M-SS		N/A	N/A	N/A	N/A		1					
12	G5512M78FSS		N/A	N/A	N/A	N/A		1					
12	G551412SVL		N/A	N/A	N/A	N/A		1					
12	G5534unsF12M-SS		N/A	N/A	N/A	N/A		1					
12	G5540F50M-PL		N/A	N/A	N/A	N/A		1					
12	G55M22F12M		N/A	N/A	N/A	N/A		1					
12	G561212CP		N/A	N/A	N/A	N/A		1					
12	G561234CP		N/A	N/A	N/A	N/A		1					
12	G561234SS		N/A	N/A	N/A	N/A		1					
12	G561234uns-SS		N/A	N/A	N/A	N/A		1					
12	G561412CP		N/A	N/A	N/A	N/A		1					
12	G561412SS		N/A	N/A	N/A	N/A		1					
12	G563478SS		N/A	N/A	N/A	N/A		1					
12	G563812DCV		N/A	N/A	N/A	N/A		1					
12	G5638M15FT		N/A	N/A	N/A	N/A		1					
12	G56PK		N/A	N/A	N/A	N/A		1					
12	G571212FFCP		N/A	N/A	N/A	N/A		1					
12	G571212MFCP		N/A	N/A	N/A	N/A		1					
12	G571212MFDCV		N/A	N/A	N/A	N/A		1					
12	G5712CCKIT-SS		N/A	N/A	N/A	N/A		1					
12	G573838MFPSS		N/A	N/A	N/A	N/A		1					
12	G5738FFCP		N/A	N/A	N/A	N/A		1					
12	G5738FFSS		N/A	N/A	N/A	N/A		1					
12	G5738MFCP		N/A	N/A	N/A	N/A		1					
12	G57SVL14FCP		N/A	N/A	N/A	N/A		1					
12	G5812FFFCP		N/A	N/A	N/A	N/A		1					
12	G5812FFFSS		N/A	N/A	N/A	N/A		1					
12	G5838FFFSS		N/A	N/A	N/A	N/A		1					
12	G5912FMM		N/A	N/A	N/A	N/A		1					
12	G5912FMM-CP		N/A	N/A	N/A	N/A		1					







